



Draper Aden Associates

Surveying ♦ Engineering ♦ Environmental Services



13th Annual Virginia Water & Sewer Rate Report 2001



LOCAL GOVERNMENTS
WORKING TOGETHER
SINCE 1905



Draper Aden Associates proudly presents the 13th Annual Water and Sewer Rate Report. For over a decade, with support of the Virginia Municipal League and the Virginia Association of Counties, we have compiled data gathered from across Virginia to create what has become a valuable resource for municipalities.

We hope you find these survey results beneficial as a planning tool for your utility needs. Feel free to contact us with any questions you may have concerning the results. We also welcome all comments or suggestions for future reports.

Fast Facts

This year's survey received a 60% response rate with 194 responses returned out of a possible 325. Eighteen percent of the respondents chose to do so via our web page.

The average water rates increased 2% from last year as indicated by the response from our control group. This year's average water rate was \$17.68 as compared to last year's \$17.31.

Sewer rates increased by almost 4% since last year—from \$20.92 to \$21.69. This figure is also based on our 13-year control group.

Of this year's respondents, 62% bill on a monthly basis. Twenty-five percent reported billing bi-monthly and 13% bill quarterly.

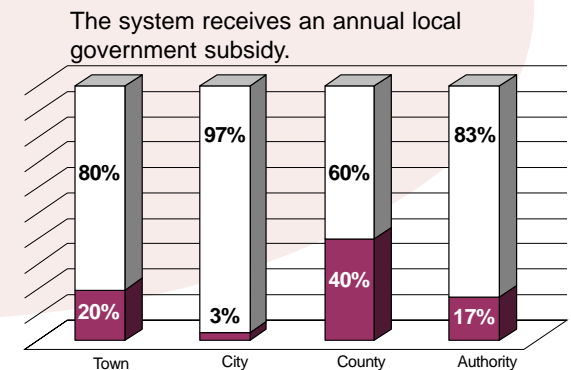
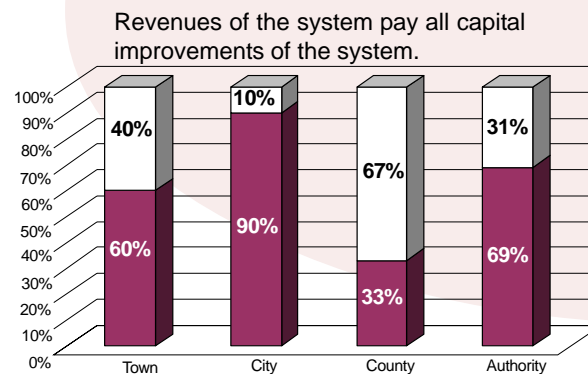
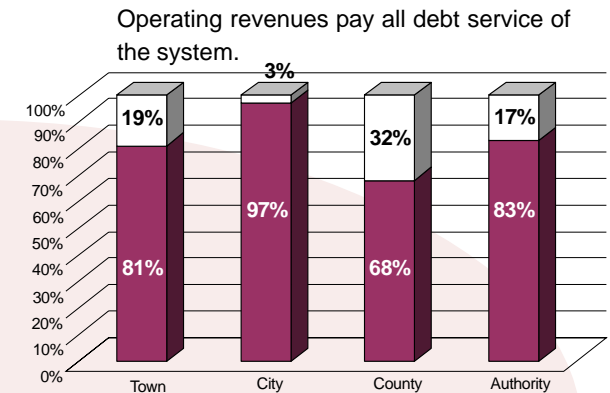
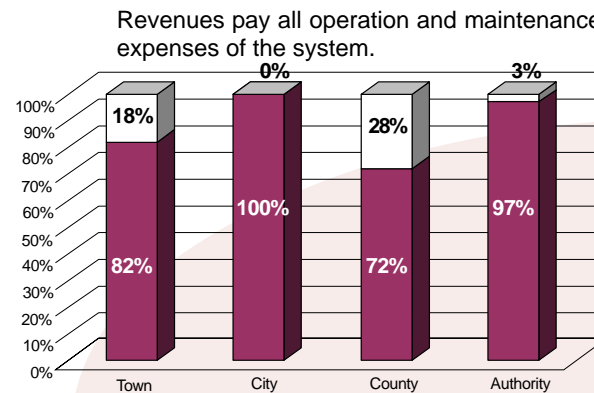
Note: The information in this report was provided by respondents to a survey and is believed to be correct. However, Draper Aden Associates, the Virginia Association of Counties and the Virginia Municipal League do not warrant the accuracy of this information.

Finance

Data was collected to determine if publicly owned water and sewer systems generate revenues sufficient to pay all operating and maintenance costs, all debt service and capital improvements expenses of the systems.

Of the 174 publicly owned systems who responded to the questions regarding system subsidy:

- ◆ 60% responded that system revenues paid all costs.
- ◆ 87% responded that revenues are adequate to pay all operation and maintenance costs.
- ◆ 82% of systems generate revenue adequate to pay debt service.
- ◆ 63% of the respondents indicated that revenues are adequate to pay for capital improvements.
- ◆ 20% indicated that the system received an annual local government subsidy.



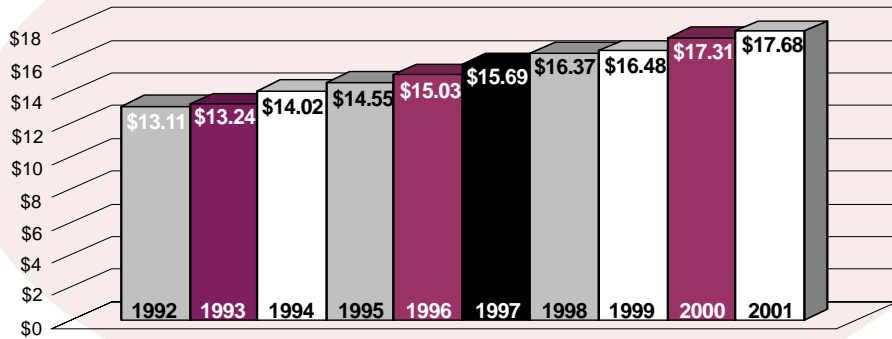
YES
 NO

(The category "Authority" includes the Service Authorities, Sanitation Authorities, and Sanitary Districts.)

Overall Analysis

Average Water Rates

(5,000 gallons per month)
Based on Control Group



Water Rate Summary	Number of Responses	Average	Median
Equivalent Residential Connections	127	13,428	2,214
Monthly Residential Rate Inside	166	\$18.95	\$17.25
Monthly Residential Rate Outside	138	\$24.87	\$22.92
Residential Connection Fee	160	\$957.28	\$600.00
Residential Facility Fee	63	\$2,023.79	\$1,675.00
Monthly Bus/Com. Rate (1 million gal. inside)	153	\$2,800.95	\$2,550.91
Monthly Bus/Com. Rate (1 million gal. outside)	118	\$3,747.52	\$3,317.60

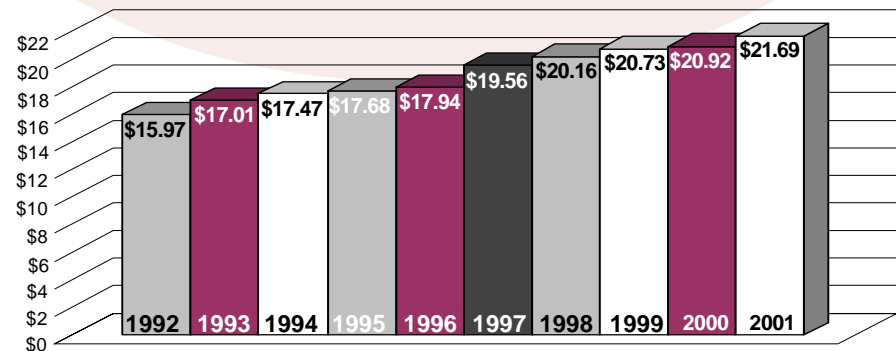
Water Survey Facts:

The average number of residential water units served is 8,390; while the average number of non-residential water units served is 578. ♦ 84% of the respondents have a per-billing cycle minimum charge. The average minimum is \$13.51. ♦ Only 32% of respondents said they have a water facility fee in place. ♦ 23% of respondents have a separate water rate structure for business/commercial/industrial users. ♦ The average charge for a business/commercial/industrial customer outside municipal boundaries who uses 4 million gallons is \$15,443.

Sewer Summaries	Number of Responses	Average	Median
Equivalent Residential Connections	105	17,492	2,972
Monthly Residential Rate Inside	148	\$21.03	\$20.00
Monthly Residential Rate Outside	113	\$28.27	\$28.12
Residential Connection Fee	136	\$1,129.42	\$750.00
Residential Facility Fee	62	\$2,628.87	\$1,950.00
Monthly Bus/Com. Rate (1 million gal. inside)	134	\$3,851.53	\$3,099.41
Monthly Bus/Com. Rate (1 million gal. outside)	95	\$5,158.80	\$4,626.57

Average Sewer Rates

(5,000 gallons per month)
Based on Control Group



Sewer Survey Facts

The average number of residential sewer units served is 9004, while the average number of non-residential sewer units served is 535. ♦ 90% of the respondents base their sewer charge on water consumption. ♦ Only 38% of respondents said they have a sewer facility fee. ♦ 64% of respondents indicated a minimum charge per-billing cycle. The average minimum is \$16.39. ♦ The average sewer charge for a business/commercial/industrial customer outside municipal boundaries who uses 4 million gallons per month is \$22,368.

Water Survey Data

Several localities have indicated separate rate structures for commercial and industrial water. Commercial rates have been printed where applicable.

Locality	# Residential Water Units	# Non-Residential Water Units	# Equivalent Residential Water Connections	Residential Water Rate Inside (\$1,000 gallons per month)	Residential Water Rate Outside (\$1,000 gallons per month)	Billing Cycle (M=monthly; B=bimonthly; Q=quarterly; O=Other)	Last Water Rate Change	Residential Connection Fee (in town where applicable)	Residential Facility Fee (in town where applicable)	Water Charge-Business Inside (1,000,000 gallons/month)	Water Charge-Business Outside (1,000,000 gallons/month)
Albemarle County Service Authority	19,317	1,027	19,908	\$15.85		M	2001	\$587.00	\$1,533.00	\$2,324.25	
Alberta, Town of	221	31	123	\$24.24	\$42.63	B	2001	\$1,000.00	\$1,103.00	\$2,939.59	\$4,897.62
Alleghany County	2,186	115		\$30.50	\$30.50	M	2000	\$1,000.00		\$3,513.00	\$3,513.00
Altavista, Town of	1,557	195	8,800	\$7.60	\$15.20	M/Q	2000	\$250.00		\$1,520.00	\$3,040.00
Amherst County Service Authority	6,357	333	4,720	\$19.41		B	2001	\$650.00	\$1,500.00	\$2,884.55	
Amherst, Town of	1,094	164	1,480	\$15.50	\$23.00	B	1996			\$4,300.00	\$7,266.67
Appalachia, Town of	1,404	95		\$13.60	\$20.65	M	1988	\$300.00			
Appomattox River Water Authority			100,000			Q	2000			\$5,610.00	
Appomattox, Town of	895	145	720	\$13.85	\$21.75	M	2001		\$750.00	\$2,699.79	\$3,006.75
Arlington County	34,245	2,097	80,728	\$10.35		Q	2001	\$1,600.00		\$2,070.00	
Augusta County Service Authority	12,915	974	12,850	\$18.22	\$18.22	B	2001	\$2,895.00		\$2,303.24	\$2,303.24
Bedford, City of	2,800	362	4,800	\$17.03	\$25.57	M	2001	\$795.00		\$1,879.04	\$2,828.51
Berryville, Town of				\$32.85	\$32.85	B	1996		\$3,385.00		
Blacksburg, Town of	7,059	315	13,200	\$15.26	\$26.70	M	2000	\$1,058.00	\$434.00	\$2,671.91	\$4,673.35
Bland County Public Works	446	74		\$41.25	\$41.25	M		\$650.00		\$2,561.87	\$2,561.87
Bluefield, Town of	2,200	100		\$24.00	\$30.00	M	2000	\$250.00		\$3,036.50	\$3,795.63
Boones Mill, Town of	231	35	300	\$18.50	\$28.25	M	2001	\$1,000.00		\$2,350.00	\$2,360.00
Botetourt County	500	45	20	\$24.95	\$24.95	M	1980's	\$2,700.00	\$2,000.00	\$2,766.00	\$2,766.00
Bowling Green, Town of	733	126	620	\$11.25	\$22.50	B	1999		\$3,000.00	\$778.13	\$1,556.26
Bristol Virginia Utilities Board	6,569	1,096		\$13.50	\$20.25	M	1999	\$900.00		\$1,185.00	
Broadway, Town of	1,000	50	1,400	\$14.96	\$17.19	Q		\$1,500.00		\$2,672.82	
Buchanan County PSA							2000	\$500.00		\$4,510.50	\$4,510.50
Buchanan, Town of	520	40		\$16.60	\$20.75	M	1990	\$400.00			
Buckingham County	156	3		\$27.45	\$27.45	B	1994			\$549.00	\$549.00
Buena Vista, City of	2,400	150	2,400	\$22.75	\$13.75	M	2001	\$500.00		\$4,550.00	\$2,750.00
Campbell County Util./Ser. Authority	6,732	363	7,735	\$22.96		B	2001	\$500.00	\$1,200.00	\$3,600.48	
Capron, Town of	95	3		\$8.75	\$8.75	Q	1999	\$275.00			
Carroll County PSA	1,600	156		\$28.50	\$28.50	M		\$600.00			
Charles City County	204	17		\$15.00		M	Never	\$2,000.00			
Charlottesville, City of	10,400	2,730	23,083	\$14.62		M	2000	\$425.00	\$200.00	\$2,668.37	
Chatham, Town of	838	211	1,084	\$10.75	\$21.45	Q	1995	\$500.00		\$2,150.00	\$4,290.00
Chesapeake, City of	56,472	1,426	61,371	\$21.40		B	2001	\$2,970.00		\$3,313.15	
Chesterfield County	93,383	3,643	105,186	\$10.69		B	1999	\$500.00	\$3,092.00	\$1,580.20	
Chillhowie, Town of	1,985	173	1,885	\$15.38	\$30.93	M	2001	\$350.00		\$1,990.00	\$3,980.00
Chincoteague, Town of	2,471	785	2,070	\$49.50	\$49.50	Q	1999	\$550.00		\$10,950.00	\$10,950.00
Christiansburg, Town of				\$6.35	\$9.53	B	2001			\$1,034.60	\$1,551.90
Claremont, Town of	280	0	280	\$11.75	\$11.75	B	1986	\$750.00			
Clarke County Sanitary Authority	291	38		\$27.50	\$27.50	B	2000		\$1,650.00	\$5,500.00	\$5,500.00
Clarksville, Town of	845	90	1,245	\$15.45	\$28.23	M	2000	\$800.00		\$1,935.80	\$3,540.58
Cleveland, Town of	150	5		\$24.00	\$20.00	M	2001				
Coeburn, Town of	1,150	253	1,600	\$19.90	\$29.85	M	2001	\$400.00		\$2,805.90	\$4,208.85

Water Survey Data

Locality	# Residential Water Units	# Non-Residential Water Units	# Equivalent Residential Water Connections	Residential Water Rate Inside (5,000 gallons per month)	Residential Water Rate Outside (5,000 gallons per month)	Billing Cycle (M=monthly, B=bimonthly, Q=quarterly, O=Other)	Last Water Rate Change	Residential Connection Fee (in town where applicable)	Residential Facility Fee (in town where applicable)	Water Charge-Business Inside (1,000,000 gallons/month)	Water Charge-Business Outside (1,000,000 gallons/month)
Colonial Beach, Town of	1,856	14		\$11.75	\$17.63	Q	1995	\$1,250.00		\$1,095.25	\$1,642.88
Colonial Heights, City of	6,750	519	7,269	\$6.93	\$9.27	B	2000	\$1,500.00		\$1,794.61	\$1,737.43
Covington, City of		365		flat rate	\$15.00	M/Q	2001	\$350.00		\$2,338.72	\$4,656.57
Craig/New Castle PSA	440	22	264	\$22.50	\$22.50	M	1998	\$400.00		\$8,337.30	\$8,337.30
Culpeper, Town of	3,470	470	3,940	\$20.25	\$30.38	M	1998	\$1,546.00		\$2,505.00	\$3,757.50
Danville, City of	15,611	2,215	30,000	\$12.61		M	2000	\$500.00		\$1,802.93	
Dayton, Town of	545	90	6,600	\$12.00	\$12.00	M	2000	\$1,200.00		\$2,002.00	\$2,002.00
Deer Creek Water Company	73			\$30.50		M	1996	\$750.00			
Dendron, Town of	130			\$17.50		M					
Dillwyn, Town of	175	54	218	\$30.00	\$45.00	M	1996	\$350.00		\$6,000.00	\$9,000.00
Dinwiddie County Water Authority	2,700	150	3,800	\$15.30		M	2000	\$1,700.00		\$1,492.40	
Drakes Branch, Town of	235	46	292	\$8.00	\$12.00	M	1995	\$450.00		\$383.75	\$387.75
Dublin, Town of	2,465	181	1,543	\$17.25	\$23.25	M	1991	\$450.00		\$2,753.50	\$3,257.00
Edinburg, Town of	531	31	504	\$21.10	\$31.65	M	2000	\$1,000.00		\$2,608.10	\$3,912.15
Elkton, Town of	952	137		\$11.75	\$11.75	M	<1980	\$1,200.00		\$1,355.00	\$1,355.00
Emporia, City of	2,100	360	6,000	\$15.59		M	2001	\$800.00		\$2,222.59	
Fairfax County Water Authority	280,413	11,059	277,519	\$6.50	\$6.50	Q	2000	\$500.00	\$2,930.00	\$1,300.00	\$1,300.00
Fairfax, City of	12,000	1,300		\$13.98	\$13.98	Q	2000	\$2,898.00	\$989.30	\$2,683.05	\$2,683.05
Falls Church, City of	30,378	2,882	63,640	\$13.45	\$13.45	M/Q	1999	\$1,760.00	\$5,775.00	\$1,648.00	\$1,648.00
Farmville, Town of	2,255	381	1,189	\$9.35	\$14.03	B	1996	\$600.00	\$500.00	\$2,207.70	\$3,311.55
Fauquier Co. Water/Sanitation Authority	3,107	46	3,153	\$29.84	\$29.84	M	*2000		\$4,400.00	\$5,692.57	\$5,692.57
Ferrum Water & Sewerage Authority	150	30	750	\$21.00		M	2001	\$750.00		\$3,495.00	
Fincastle, Town of	202	64	266	\$15.00	\$15.00	M	2001	\$550.00	\$950.00	\$2,268.00	\$2,268.00
Floyd-Floyd County PSA	352	103	178	\$20.65	\$20.65	M	2000		\$1,000.00	\$430.99	\$430.99
Franklin, City of	3,279		3,279	\$15.51	\$20.64	M	2001	\$850.00		\$2,313.96	\$2,866.34
Frederick County Sanitation Authority	9,178	403	13,474	\$18.31		B	2001	\$2,100.00	\$2,200.00	\$2,593.47	
Front Royal, Town of	4,450	860	584	\$16.69	\$33.38	M	1999	\$2,800.00		\$5,104.64	\$10,209.28
Galax, City of	2,325	375	6,900	\$10.63	\$21.26	Q	1989	\$375.00		\$1,343.98	\$2,687.96
Gate City, Town of	1,070	120	1,600	\$28.00	\$35.00	M	1984	\$350.00		\$5,003.00	\$5,010.00
Giles County Public Service Authority		6					Never			\$9,500.00	\$9,500.00
Glen Lyn, Town of	58	36		\$22.25	\$27.85	M	1999			\$3,300.00	\$4,120.00
Gloucester County	4,390	809	5,199	\$30.00	\$30.00	M	2000	\$1,800.00		\$6,148.50	\$6,148.50
Gordonsville, Town of	780	60		\$36.00	\$36.00	M	2000	\$1,420.00	\$1,420.00	\$2,540.00	\$3,470.00
Greensville Co. Water/Sewer Authority	1,648	43	4,800	\$15.00	\$15.00	M	1978	\$800.00		\$3,000.00	\$3,000.00
Gretna, Town of	580	72	480	\$41.50	\$75.25	Q	2000	\$160.00		\$232.60	\$409.22
Halifax, Town of	573	47		\$57.51	\$83.24	B	2001	\$600.00		\$4,550.00	\$8,250.00
Hamilton, Town of	627	14		\$18.00	\$22.00	M		\$350.00	\$850.00		
Hanover County	13,800	1,100	17,440	\$12.84	\$12.84	B	2001		\$3,185.00	\$2,160.14	\$2,160.14
Harrisonburg, City of	9,262	2,326	28,195	\$10.58	\$21.15	M	1999	\$600.00	\$375.00	\$1,701.33	\$3,402.65
Henrico County	104,624	5,401	125,460	\$16.08	\$16.08	B	1999	\$1,470.00	\$1,155.00	\$2,684.00	\$2,684.00

*Rates Decreased

Water Survey Data

Locality	# Residential Water Units	# Non-Residential Water Units	# Equivalent Residential Water Connections	Residential Water Rate Inside (\$5,000 gallons per month)	Residential Water Rate Outside (\$5,000 gallons per month)	Billing Cycle (M=monthly; B=bimonthly; Q=quarterly; O=Other)	Last Water Rate Change	Residential Connection Fee (in town where applicable)	Residential Facility Fee (in town where applicable)	Water Charge-Business Inside (1,000,000 gallons/month)	Water Charge-Business Outside (1,000,000 gallons/month)
Henry County PSA	11,700	500	15,200	\$16.00	\$16.00	M		\$1,000.00	\$1,000.00	\$2,699.20	\$2,699.20
Highland County	60	7	32	\$23.28	\$23.28	B	1996	\$200.00		\$375.17	
Hillsville, Town of	1,210	195	1,400	\$16.91	\$18.56	B/M	2000	\$550.00		\$1973.50	\$1981.44
Isle of Wight County Public Utilities	1,925	188		\$24.00	\$24.00	B	1998	\$3,000.00		\$2,014.00	
Ivor, Town of	158	24	154		\$16.00	M	2001	\$2,000.00		\$4,000.00	
James City Service Authority	12,853	438	15,191	\$11.50		Q	1996	\$1,300.00	\$2,400.00	\$2,600.00	
John Flannagan Water Authority		2					1995			\$1,050.00	
Jonesville, Town of	369	133		\$32.75	\$45.50	M	2001	\$300.00		\$660.00	\$767.50
Kenbridge, Town of	527	101	646	\$15.19	\$22.80	M	1999	\$500.00		\$4,704.66	
Keysville, Town of	419	98	600	\$20.00	\$35.00	M	1996	\$500.00		\$2,010.00	\$4,015.00
Kilmarnock, Town of	540	243		\$30.52	\$38.00	B	1999	\$1,500.00		\$4,145.22	\$6,217.83
King George County	2,554	185		\$13.25	\$13.25	B	1996	\$3,700.00		\$2,650.00	\$2,650.00
LaCrosse, Town of	356	49	230	\$19.89	\$39.36	M	2000	\$500.00		\$1,990.99	\$2,010.46
Lawrenceville, Town of	1,200	250	3,600	\$16.69	\$25.02	B	2001	\$25.00		\$1,845.57	\$2,768.23
Leesburg, Town of	12,014	683	13,804	\$14.68	\$21.28	Q	1992	\$1,356.00	\$3,595.00	\$2,671.33	\$3,991.33
Lexington, City of	2,200	400	3,600	\$9.58	\$11.50	B	2001	\$500.00		\$4,129.00	\$4,955.00
Louisa County Water Authority	61	41	833	\$12.00		M	2000	\$1,000.00	\$750.00	\$2,500.20	
Lovettsville, Town of	295	24	197	\$24.00		Q	2000	\$250.00		\$4,800.00	\$12,000.00
Luray, Town of	2,139	275	5,077	\$18.92	\$28.38	M	1998	\$1,700.00		\$562.27	\$12,000.00
Lynchburg, City of	20,432	2,336	48,000	\$11.56		M	2001	\$360.00	\$1,220.00	\$1,717.80	
Martinsville, City of	7,000	500	11,200	\$10.89	\$16.34	M	2001	\$525.00		\$1,166.21	\$1,754.30
Maury Service Authority		2					2001			\$1,420.00	\$1,420.00
McKenney, Town of	250	25	597	\$9.50	\$14.25	B	1994	\$500.00		\$3,425.00	\$3,568.00
Middleburg, Town of	321	121	162	\$30.00	\$30.00	Q	1998	\$500.00	\$4,500.00	\$4,210.00	\$4,210.00
Montgomery County PSA	2,250	30	2,600	\$27.40		M	1996	\$500.00	\$2,000.00	\$3,507.65	
Montross, Town of	221	53		\$11.00	\$16.50	M	1992	\$500.00			
Mountainview Water Co.	2,039	17	30		\$19.50	B	Never	\$670.00			
Narrows, Town of	979	65	1,044	\$35.00	\$50.00	M	1999	\$400.00		\$3,782.50	\$3,782.50
Nelson County Service Authority	2,400	26	2,699	\$25.25	\$25.25	M	2001		\$1,500.00	\$5,448.00	\$5,448.00
New Market, Town of	809	62	269	\$7.56	\$13.23	B	1996	\$2,000.00		\$1,286.49	\$2,251.48
Norton, City of	1,845	312	917	\$23.80	\$37.10	M	2001		\$12.50	\$2,618.30	\$5,218.60
Onancock, Town of	610	95		\$6.05	\$6.05	Q	2001	\$500.00		\$1,318.95	\$1,318.95
Orange, Town of	1,613	682	1,925	\$16.50	\$36.50	M	2001	\$1,500.00		\$2904.00	\$5320.00
Pearisburg, Town of	1,517	60	1,154	\$20.50	\$35.88	M	1999	\$400.00		\$2,266.00	\$3,966.38
Pennington Gap, Town of	900	130		\$25.40	\$29.40	M	1999			\$6,691.90	\$17,690.90
Petersburg, City of	14,378	1,304		\$6.15		B	2001	\$1,000.00		\$986.76	\$1,973.52
Pittsylvania Co. Service Authority	2,750	13	2,214	\$17.90		B	1998	\$625.00		\$2,903.40	
Portsmouth, City of	30,500	1,120		\$18.03	\$19.55	B	2000	\$500.00		\$2,593.00	\$3,890.00
Pound, Town of	1,076	88	629	\$20.00	\$30.50	M	1999	\$250.00		\$3,005.50	\$4,010.50
Prince George County	2,800	65		\$14.30		B	1997	\$2,000.00		\$1,921.00	
Prince William Co. Service Authority	65,756	2,314	72,140	\$12.85		M	2000		\$4,100.00	\$2,116.65	

Water Survey Data

Locality	# Residential Water Units	# Non-Residential Water Units	# Equivalent Residential Water Connections	Residential Water Rate Inside (\$5,000 gallons per month)	Residential Water Rate Outside (\$5,000 gallons per month)	Billing Cycle (M=monthly, B=bimonthly, Q=quarterly, O=Other)	Last Water Rate Change	Residential Connection Fee (in town where applicable)	Residential Facility Fee (in town where applicable)	Water Charge-Business Inside (1,000,000 gallons/month)	Water Charge-Business Outside (1,000,000 gallons/month)
Pulaski County PSA	3,466	180	12,000	\$21.00		M		\$350.00		\$2,512.50	\$1,600.00
Pulaski, Town of	4,534	310	8,400	\$15.41	\$30.82	M	2001	\$470.00		\$1,294.00	\$2,588.00
Purcellville, Town of	1,357	196	1,359	\$20.75	\$41.50	B	1995	\$99.00	\$6,000.00	\$4,150.00	\$8,300.00
Quantico, Town of	202	1		\$46.50		M	1997			\$9,250.00	
Radford, City of	4,455	455	8,940	\$10.70		M	1996	\$490.00	\$200.00	\$1,775.70	
Rapidan Service Authority	5,333	410	5,260	\$19.50	\$19.50	M	2001		\$3,700.00	\$3,303.00	\$3,303.00
Remington, Town of	464	41		\$11.00	\$18.50		1993	\$3,000.00		\$2,001.00	\$2,506.00
Richlands, Town of	2,187	264	4,000	\$18.50	\$24.00	M	1994	\$400.00		\$3,003.50	\$4,004.00
Roanoke County	18,583	1,656	27,057	\$22.28	\$22.28	M	*1995	\$500.00	\$2,690.00	\$3,995.25	\$3,995.25
Roanoke, City of	30,533	3,200	60,800	\$11.42	\$22.84	Q	2001	\$1,170.00	\$100.00	\$1652.89	\$3305.78
Rockingham County	1,745	75	2,480	\$11.42		M	1997	\$1,000.00		\$2,349.67	
Rocky Mount, Town of	1,982	351		\$13.40	\$26.80	M	2001			\$2,132.40	\$4,264.80
Rural Retreat, Town of	760	109	584	\$20.75	\$36.31	M	2001	\$900.00		\$3,998.00	\$6,996.50
Russell County Water/Sewer Authority	1,649	99	1,768	\$41.00	\$41.00	M	2001	\$600.00			
Rye Valley Water Authority	1,267	9	405	\$25.00	\$25.00	Q	1997	\$400.00		\$1,417.80	\$1,417.80
Salem, City of	7,467	1,233		\$12.50	\$12.50	M	2001	\$800.00		\$2,384.75	\$2,384.75
Shenandoah Retreat Land Corp.	150	1	67	\$60.70		M	2001	\$5,000.00			
Shenandoah, Town of	850	91	1,000	\$21.30	\$30.60	M	1997	\$1,500.00		\$4,001.30	\$5,304.10
Smyth County	1,763	21		\$32.00	\$32.00	M	1998	\$400.00		\$685.00	\$685.00
South Boston, Town of	3,885	412	4,400	\$17.35	\$34.70	B	1999	\$375.00		\$1,648.75	\$3,297.50
South Hill, Town of	1,957	384		\$18.81	\$37.62	M	1999	\$1,000.00		\$1762.65	\$3,525.30
Southampton County	753	75	1,065	\$18.50	\$18.50	M	1996	\$450.00			
Stafford County	23,324	1,175	28,120	\$11.63	\$11.63	M	1997	\$500.00	\$3,600.00	\$1,776.09	\$1,776.09
Stanley, Town of	1,241	191	1,432	\$13.50	\$17.50	M/Q	1999	\$2,500.00		\$835.25	\$1,253.50
Staunton, City of	9,268	8,866	16,800	\$13.40	\$20.10	B	2000		\$1,625.00	\$2,673.80	\$4,010.70
Stephens City, Town of	550	50	400	\$16.50	\$21.75	B	1997		\$1,900.00	\$2,330.00	\$2,330.00
Stoney Creek Sanitary District	1,200	10	1,330	\$21.00	\$39.00	B	1994	\$1,500.00		\$4,960.00	\$7,455.00
Strasburg, Town of	1,641	77	2,920	\$24.00	\$33.60	M	2000		\$3,000.00	\$4,798.15	\$6,717.41
Stuart, Town of	569	52		\$19.50	\$28.17	M	1997	\$250.00			
Suffolk, City of	17,200	1,230	18,600	\$18.52		B	2000	\$890.00	\$3,900.00	\$3,253.00	
Tappahannock, Town of	862	247	1,408	\$6.50	\$9.69	B	1997	\$500.00		\$1,043.25	\$1,111.04
Toms Brook-Maurertown Sanitary Dist.	437	18	463	\$30.00	\$30.00	M	1995		\$2,000.00	\$4,010.00	\$4,010.00
Troutville, Town of	238	65	6	\$18.00	\$18.00	M	1979	\$500.00		\$2,018.00	\$2,018.00
Vienna, Town of	9,376	525	9,895	\$12.20	\$14.10	Q	2000	\$1,600.00	\$2,400.00	\$2,440.00	\$2,820.00
Vinton, Town of	4,325	255	7,600	\$12.36	\$12.36	B/M	1997	\$1,550.00		\$1,364.93	\$1,364.93
Virginia Beach, City of	157,498	5,816	124,871	\$21.15		B	*1999	\$285.00	\$1,584.00	\$3,550.00	
Warrenton, Town of	3,448	175	4,880	\$16.50	\$24.75	M	1997	\$1,500.00	\$2,700.00	\$3,100.00	\$4,650.00
Washington Co. Service Authority	17,754	500	15,947	\$23.40	\$23.40	M	1997	\$850.00	\$300.00	\$2,610.40	\$2,610.40
Washington, Town of	86	39	160	\$20.00	\$20.00	M	1995	\$1,500.00		\$4,990.00	\$4,990.00
Waverly, Town of	1,100	50		\$7.40	\$11.10	M		\$1,000.00			

*Rates Decreased

Water Survey Data

Locality	# Residential Water Units	# Non-Residential Water Units	# Equivalent Residential Water Connections	Residential Water Rate Inside (5,000 gallons per month)	Residential Water Rate Outside (5,000 gallons per month)	Billing Cycle (M=monthly; B=bimonthly; Q=quarterly; O=Other)	Last Water Rate Change	Residential Connection Fee (In town where applicable)	Residential Facility Fee (In town where applicable)	Water Charge-Business Inside (1,000,000 gallons/month)	Water Charge-Business Outside (1,000,000 gallons/month)
Waynesboro, City of	8,000	260		\$10.33		B	2001	\$800.00	\$1,732.00	\$1,739.00	\$3,260.00
West Point, Town of	1,050	250		\$8.75	\$8.75	B	2001	\$1,100.00		\$6,477.00	\$6,477.00
Wildwood Water Company	75	0	75		\$28.50	M					
Williamsburg, City of	3,000	750	14,000	\$12.00	\$17.20	Q	2001	\$450.00	\$1,500.00	\$2,400.00	\$3,440.00
Winchester, City of	9,900	820	28,000	\$16.29	\$24.52	B	2001		\$1,700.00	\$2,158.00	\$3,247.00
Windsor, Town of	700	10	745	\$16.00	\$19.25	B	2001		\$2,000.00		
Wise, Town of	2,480	313	2,217	\$18.15	\$27.25	X	1994	\$500.00		\$2,754.40	\$4,136.60
Woodhaven Water Company	433		433	\$31.00	\$31.00	Q	2000	\$1,500.00			
WPOA Water Authority	62				\$37.00		1987	\$125.00			
Wythe County	1,566	16	1,160	\$32.00	\$32.00	M	1999	\$500.00		\$4,599.50	\$5,499.50
Wytheville, Town of	2,965	516	4,721	\$22.30	\$44.60	M	2001	\$750.00		\$1,658.80	\$3,317.60
York County	403	14	387	\$13.75	\$13.75	B	1998	\$2,850.00		\$2,750.00	

Sewer Survey Data

Several localities have indicated separate rate structures for commercial and industrial sewer users. Commercial rates have been printed where applicable.

Locality	# Residential Sewer Units	# Non-Residential Sewer Units	# Equivalent Residential Sewer Connections	Residential Sewer Rate Inside (5,000 gallons per month)	Residential Sewer Rate Outside (5,000 gallons per month)	Billing Cycle (M=monthly; B=bimonthly; Q=quarterly; O=Other)	Last Sewer Rate Change	Sewer Rate Based on Water Consumption	Residential Connection Fee (In town where applicable)	Residential Facility Fee (In town where applicable)	Sewer Charge-Business Inside (1,000,000 gallons/month)	Sewer Charge-Business Outside (1,000,000 gallons/month)
Abingdon, Town of	3,285	613	6,000	\$25.20	\$32.76	M	1998	YES	\$1,000.00		\$3,770.13	\$4,901.18
Albemarle County Service Authority	16,072	762		\$12.55		M	2001	YES		\$1,240.00	\$2,510.00	
Alberta, Town of	134	17	120	\$24.24	\$42.63	B	2001	YES	\$1,500.00	\$1,810.00	\$2,939.59	\$4,897.62
Alexandria Sanitation Authority	64,849	1,605	149,698	\$20.79		M/Q	2000	YES			\$3,413.74	
Alleghany County	1,724	90		\$33.50	\$33.50	M	2000	YES	\$1,000.00		\$4,511.00	\$4,511.00
Altavista, Town of	1,292	40	8,400	\$8.76	\$17.52	M/Q	1998 (Ind.)	YES	\$1,000.00		\$1,751.00	\$3,502.00
Amherst County Service Authority	1,013	170	960	\$19.03		B	2001	NO	\$600.00	\$1,800.00	\$3,797.08	
Amherst, Town of	677	139	900	\$15.00	\$30.00	B	1994	YES			\$4,333.33	\$8,666.67
Appalachia, Town of	826	70					1988	YES				
Appomattox, Town of	735	145	720	\$27.35	\$37.40	M	2001	YES		\$800.00	\$4,156.60	\$5,509.90
Arlington County	33,930	1,810	113,534	\$12.55		Q	2001	YES			\$2,510.00	
Augusta County Service Authority	6,547	974	11,071	\$21.31	\$21.31	B	2001	YES	\$4,575.00		\$3,161.34	\$3,161.34
Bedford, City of	2,254	347	4,360	\$31.29	\$43.35	M	2001	YES	\$1,040.00		\$3,696.40	\$5,557.40
Berryville, Town of				\$23.00	\$23.00	B	1996	YES		\$4,610.00		
Blacksburg, Town of	6,447	277	11,103	\$16.74	\$29.29	M	2001	YES	\$591.00	\$411.00	\$2,961.94	\$5,183.39
Boones Mill, Town of	36	25		\$21.25	\$31.25	M	2001	YES	\$1,500.00		\$2,350.00	
Botetourt County	2,000	800	20	\$24.95	\$24.95	M	1992	NO	\$2,000.00		\$2,766.00	\$2,766.00

Sewer Survey Data

Locality	# Residential Sewer Units	# Non-Residential Sewer Units	# Equivalent Residential Sewer Connections	Residential Sewer Rate Inside (\$5,000 gallons per month)	Residential Sewer Rate Outside (\$5,000 gallons per month)	Billing Cycle (M=monthly; B=bimonthly; Q=quarterly; O=Other)	Last Sewer Rate Change	Sewer Rate Based on Water Consumption	Residential Connection Fee (In town where applicable)	Residential Facility Fee (In town where applicable)	Sewer Charge-Business Inside (1,000,000 gallons/month)	Sewer Charge-Business Outside (1,000,000 gallons/month)
Bowling Green, Town of	449	99	360	\$25.88	\$29.25	B	1999	YES				
Bristol Virginia Utilities Board	6,403	1,002		\$16.25	\$24.38	M	1999	YES	\$900.00		\$1,768.00	
Broadway, Town of	945	50	1,100	\$5.33	\$5.50	Q		NO	\$1,600.00			
Brodnax, Town of	174	12	107	\$18.67	\$25.05	M	1992	YES	\$600.00		\$1,986.00	\$2,979.00
Buchanan County PSA							2000	YES	\$500.00		\$4,521.50	\$4,521.50
Buchanan, Town of	500	40		\$16.20	\$20.25	M	1990	YES	\$500.00			
Buckingham County	7					B		YES				
Buena Vista, City of	2,400	150	2,400	\$19.20		M	2001	YES	\$1,000.00		\$3,840.00	
Campbell County Util./Ser. Authority	1,590	181	1,968	\$18.96		B	2001	YES	\$500.00	\$1,600.00	\$3,780.00	
Carroll County PSA	235	18		\$29.50	\$29.50	M		NO	\$600.00			
Charles City County	74	15		\$15.00		M		YES	\$4,000.00			
Charlotte County	1	18	14									
Charlottesville, City of	10,260	2,704	21,641	\$11.49		M	2000	YES	\$375.00		\$2,044.12	
Chatham, Town of	509	123	616	\$18.60	\$37.15	Q	1998	YES	\$500.00		\$3,720.00	\$7,430.00
Chesapeake, City of	54,349	996	61,371	\$8.85		B	2001	YES	\$1,980.00		\$973.10	
Chesterfield County	80,112	3,054	85,997	\$15.87			1999	YES		\$1,465.00	\$1,724.28	
Chilhowie, Town of	855	144	925	\$15.38	\$37.12	M	2001	YES	\$350.00		\$1,990.00	\$4,776.00
Christiansburg, Town of				\$16.00	\$24.00	B	1996				\$2,000.00	\$3,000.00
Clarke County Sanitary Authority	165	21		\$29.00	\$29.00	B	2000	YES		\$4,500.00	\$5,523.00	\$5,523.00
Clarksville, Town of	845	90	1,196	\$15.52	\$29.40	B	2000	YES	\$600.00		\$4,264.17	\$5,871.77
Cleveland, Town of	145	5		\$20.00	\$24.00	M	2001	YES				
Coeburn, Town of	958	121	1,200	\$25.87	\$38.81		2001	YES	\$375.00		\$3,647.67	\$5,471.51
Colonial Beach, Town of				\$38.25	\$57.38	B	1995	YES	\$2,250.00			
Colonial Heights, City of	6,750	519	7,269	\$19.33	\$25.00		2000	YES	\$2,000.00		\$2,457.59	\$3,036.45
Covington, City of		365		flat rate	\$17.75	M/Q	2001	YES	\$350.00		\$2,884.44	\$5,581.63
Craig/New Castle PSA	460	22		\$31.00	\$31.00	M	1987	YES	\$400.00		\$5,010.90	\$5,010.90
Culpeper, Town of	3,280	470	3,750	\$20.70	\$31.05	M	1994	YES	\$1,669.00		\$3,669.00	\$5,503.50
Cumberland County	221	57		\$20.00	\$20.00	B	Never	NO				
Danville, City of	15,611	2,216	52,000	\$14.04		M	2000	YES	\$650.00		\$2,095.87	
Dayton, Town of	525	72	6,600	\$15.20	\$15.20	M	2000	YES	\$1,200.00		\$2,403.20	\$2,403.20
Dillwyn, Town of	166	56	240	\$30.00	\$45.00	M	1996		\$500.00		\$6,000.00	\$9,000.00
Dinwiddie County Water Authority	2,700	150	3,700	\$22.00		M	2000	YES	\$3,100.00		\$1,929.20	
Drakes Branch, Town of	212	39	160	\$8.00	\$12.00	M	1995	YES	\$1,250.00		\$253.00	
Dublin, Town of	1,147	118	545	\$9.92	\$12.84	M	1998	YES	\$400.00		\$2,147.49	\$21,147.49
Edinburg, Town of	459	31	436	\$19.60	\$29.40	M	2000	YES	\$1,500		\$2,606.60	\$3,909.90
Elkton, Town of	633	137		\$18.00	\$18.00	M	1993	YES	\$1,899.00		\$1,809.00	\$1,809.00
Emporia, City of	2,100	340	3,600	\$21.42		M	2001	YES	\$800.00		\$3,098.57	
Fairfax County Wastewater Mgt. Program	305,000	12,600	408,000	\$14.05	\$14.05	Q	2000	YES	\$600.00	\$4,898.00	\$2,810.00	\$2,810.00
Fairfax, City of	10,000	1,200		\$12.53	\$12.53	Q	2000	YES		\$4,898.00	\$2,404.01	\$2,404.01
Falls Church, City of	2,909	552	6,020	\$19.55	\$19.55	M/Q	1994	YES	\$50.00	\$5,230.00	\$3,910.00	\$3,910.00
Farmville, Town of	2,233	381	1,189	\$10.29	\$21.05	B	1997	YES	\$600.00	\$500.00	\$2,428.47	\$3,642.71
Fauquier County Water/Sanitation Authority	2,054	46	2,100	\$41.09	\$41.09	M	1990	YES		\$6,000.00	\$5,576.64	\$5,576.64
Ferrum Water & Sewerage Authority	155	30	750	\$28.50		M	2001	YES	\$500.00		\$4,744.50	
Fincastle, Town of	188	64	252	\$22.15	\$22.15	M	1983	YES		\$1,200.00	\$3,760.18	\$3,760.18
Floyd-Floyd County PSA	275	93	178	\$24.50	\$24.50	M	2000	YES		\$1,000.00	\$630.46	\$630.46
Franklin, City of	3,279		3,279	\$25.34	\$32.54	M	2001	YES	\$1,650.00		\$3,259.08	\$4,181.69
Frederick County Sanitation Authority	8,616	371	11,626	\$23.62		B	1995	YES	\$1,575.00	\$3,220.00	\$3,145.65	

Sewer Survey Data

Locality	# Residential Sewer Units	# Non-Residential Sewer Units	# Equivalent Residential Sewer Connections	Residential Sewer Rate Inside (\$5,000 gallons per month)	Residential Sewer Rate Outside (\$5,000 gallons per month)	Billing Cycle (M=monthly; B=bi-monthly; Q=quarterly; O=Other)	Last Sewer Rate Change	Sewer Rate Based on Water Consumption	Residential Connection Fee (In town where applicable)	Residential Facility Fee (In town where applicable)	Sewer Charge-Business Inside (1,000,000 gallons/month)	Sewer Charge-Business-Outside (1,000,000 gallons/month)
Front Royal, Town of	4,100	860	584	\$16.69	\$33.38	M	1999	YES	\$2,800.00		\$5,104.64	\$10,209.28
Galax, City of	2,325	375					1989	YES	\$350.00			
Gate City, Town of	970	10		\$28.00	\$35.00	M	1997	YES	\$650.00		\$5,003.00	\$5,010.00
Glen Lyn, Town of	58	36		\$14.00	\$17.50		1999	YES				
Gloucester County	566	523	1,089	\$17.02	\$17.02	M	1989	YES	\$1,800.00		\$2,213.69	\$2,213.69
Gordonsville, Town of	611	60				M	2001	YES	\$3,700.00	\$3,700.00		
Greensville County Water/Sewer Authority	1,338	40	3,138	\$17.50	\$17.50	M	1978	YES	\$1,100.00		\$4,000.00	\$4,000.00
Gretna, Town of	639	71	255	\$24.50	\$29.20	Q	2000	YES	\$400.00		\$184.66	\$269.44
Halifax, Town of	602	47					2001	YES	\$600.00		\$5,600.00	\$6,750.00
Hamilton, Town of	444	14		\$29.00	\$38.00	M		YES	\$350.00	\$650.00		
Hampton, City of	43,500		40,000				1999					
Hanover County	13,200	1,000	16,742	\$27.95	\$27.95	B	2001	YES		\$5,400.00	\$3,100.25	\$3,100.25
Harrisonburg, City of	8,136	2,034	22,514	\$14.06	\$28.12	M		YES	\$800.00	\$315.00	\$2,740.46	\$5,480.92
Henrico County	103,939	4,419	104,140	\$20.81	\$20.81	M	1999	YES	\$2,960.00	\$1,732.00	\$2,820.00	\$2,820.00
Henry County PSA	7,300	460	20,400	\$16.00	\$16.00	M		YES	\$1,000.00	\$1,000.00	\$2,699.20	\$2,699.20
Hillsville, Town of	1,005	180	1,600	\$22.72	\$30.68	B/M	1999	YES	\$400.00		\$3,591.84	\$3,914.45
Hopewell, City of	7,158	764	124,000	\$8.88		M	1998	YES			\$1,145.84	
Isle of Wight County Public Utilities	1,187	263		\$12.00	\$12.00	B	1996	NO	\$3,000.00		\$2,500.00	
James City Service Authority	13,950	438	18,950	\$11.50		Q	1993	YES	\$1,050.00	\$2,400.00	\$2,300.00	
Jonesville, Town of	336	105		\$26.20			2001	YES	\$300.00		\$528.00	
Kenbridge, Town of	580	105		\$19.44	\$29.16	M	1999	YES	\$500.00		\$2,168.64	
Keysville, Town of	280	96	480	\$15.00	\$26.25	M	1996	YES	\$750.00		\$2,005.00	\$3,508.75
Kilmarnock, Town of	540	243		\$38.00		B	1999	YES	\$2,500.00		\$7,992.00	\$11,988.00
King George County	1,145	79	1,000	\$25.30	\$25.30	B	1997	YES	\$4,800.00		\$5,060.00	\$5,060.00
LaCrosse, Town of	264	38					1995	YES	\$1,000.00			
Lawrenceville, Town of	1,000	250	3,600	\$12.13	\$18.19	B	2001	YES	\$25.00		\$2,429.98	\$3,639.99
Leesburg, Town of	12,082	690	12,000	\$17.38	\$25.33	Q	1992	YES	\$1,356.00	\$5,600.00	\$3,211.33	\$4,801.33
Lexington, City of	2,150	400	3,600	\$22.45	\$22.45	B	2001	YES	\$500.00		\$9,638.00	\$9,638.00
Louisa County Water Authority	31	28	954	\$12.00		M	2000	YES		\$750.00	\$2,500.00	
Lovettsville, Town of	312	24		\$36.00	\$50.00	Q	2000	YES	\$250.00	\$11,900.00	\$72,000.00	\$18,000.00
Luray, Town of	1,771	275	5,077	\$21.30	\$31.95	M	1990	YES	\$1,725.00		\$2,807.00	
Lynchburg, City of	16,677	2,336	50,000	\$24.05		M	2001		\$450.00	\$1,950.00	\$4,945.05	
Manakin Water & Sewerage Corp.	132		27	\$25.75		M	1996	YES	\$3,000.00			
Martinsville, City of	6,500	500	10,400	\$11.04	\$11.04	M	2001	YES	\$500.00		\$1,443.84	\$1,443.84
Maury Service Authority		2					2001	NO			\$2,460.00	\$2,460.00
McKenney, Town of	225	25	500	\$9.50	\$14.25	B	1994	YES	\$1,000.00		\$3,425.00	\$3,568.00
Middleburg, Town of	308	119	162	\$45.00	\$45.00	M	1998	YES	\$500.00	\$4,500.00	\$5,570.00	\$5,570.00
Montgomery County PSA	1,400	30	1,900	\$27.40		M	1996	YES	\$500.00	\$2,500.00	\$3,507.65	
Montross, Town of	1,112	63		\$24.00	\$24.00	M	2000	YES	\$3,000.00			
Narrows, Town of	980	61		\$24.00	\$39.70	M	2001	YES	\$400.00		\$2,750.00	\$2,750.00
Nelson County Service Authority	2,157	24	2,446	\$29.90	\$38.10	M	2001	YES		\$1,500.00	\$6,596.10	\$6,605.10
New Market, Town of	791	56	277	\$14.12	\$24.70	B	1996	YES	\$2,000.00			
Norton, City of	1,576	180	777	\$28.20	\$64.20	M		YES			\$3,908.70	\$10,412.20
Onancock, Town of	595	105		\$19.75	\$19.75		1999	YES	\$500.00		\$5,235.00	\$5,235.00
Orange, Town of	1,444	319	1,438	\$26.50	\$56.50	M	2001	YES	\$1,875.00		\$2,919.00	\$5,336.00
Pearisburg, Town of	1,517	60	1,184	\$18.75	\$32.82	M	2000	YES	\$250.00		\$2,643.75	\$4,626.57
Pennington Gap, Town of	895	125		\$33.10	\$39.72	M	1995	YES			\$4,709.60	\$5,651.52

Sewer Survey Data

Locality	# Residential Sewer Units	# Non-Residential Sewer Units	# Equivalent Residential Sewer Connections	Residential Sewer Rate Inside (\$5,000 gallons per month)	Residential Sewer Rate Outside (\$5,000 gallons per month)	Billing Cycle (M=monthly; B=bi-monthly; Q=quarterly; O=Other)	Last Sewer Rate Change	Sewer Rate Based on Water Consumption	Residential Connection Fee (in town where applicable)	Residential Facility Fee (in town where applicable)	Sewer Charge-Business Inside (1,000,000 gallons/month)	Sewer Charge-Business-Outside (1,000,000 gallons/month)
Petersburg, City of	14,378	1,304		\$6.15		B	2001	YES	\$1,000.00		\$986.76	\$1,973.52
Pittsylvania County Service Authority	1,044	12	1,068	\$18.50		B	1998	YES	\$1,000.00		\$2,854.30	
Portsmouth, City of	30,500	1,120		\$9.77		B	2000	YES	\$650.00	\$150.00	\$1,944.00	\$7,776.00
Pound, Town of	487	74		\$26.40	\$34.30	M	1990	YES	\$250.00		\$3,548.70	\$4,014.40
Prince George County	3,000	73		\$25.00		M	1997	YES	\$3,000.00		\$1,795.00	
Prince William County Service Authority	63,127	2,271	66,268	\$23.15		M	2000	YES		\$5,700.00	\$3,860.35	
Pulaski County PSA	260	18	2,974	\$22.50		M		YES	\$500.00		\$3,500.00	
Pulaski County Sewerage Authority	837	116		\$13.00		M	1987	NO	\$300.00			
Pulaski, Town of	4,184	310	5,600	\$30.88	\$67.76	M	2001	YES	\$450.00		\$3,550.00	\$7,100.00
Purcellville, Town of	1,320	183		\$30.15	\$60.30	M	1997	YES		\$7,000.00	\$6,030.00	\$12,060.00
Radford, City of	44	5	4,919	\$16.35		M	2004	YES	\$450.00	\$200.00	\$3,270.00	
Rapidan Service Authority	3,480	217	3,548	\$36.66	\$36.66	M	2001	YES		\$3,700.00	\$5,728.00	\$5,728.00
Richlands, Town of	2,080	248	4,800	\$18.50	\$24.00	M	1994	YES	\$300.00		\$3,003.50	\$4,004.00
Roanoke County	13,545	1,214	20,702	\$15.31	\$15.31	M	1995	YES	\$100.00	\$1,500.00	\$1,948.92	
Roanoke, City of	29,098	3,200	151,200	\$11.34	\$11.34	Q	1999	YES			\$2,159.46	
Rockingham County	2,240	75	3,030	\$12.10		M	1995	YES	\$1,500.00		\$2,420.00	
Rocky Mount, Town of	1,356	264		\$13.00	\$26.00	M	2001	YES			\$1,933.00	\$3,866.00
Rural Retreat, Town of	582	77	500	\$22.15	\$22.15	M	2001	YES	\$350.00		\$3,998.30	\$3,998.30
Russell County Water & Sewer Authority	289	6	295	\$34.05	\$34.05	M	1996	YES	\$600.00			
Salem, City of	6,982	1,222		\$12.75	\$12.75	M	1998	YES			\$2,649.50	\$2,649.50
Shenandoah, Town of	800	91	1,000	\$21.30	\$30.60	M	1997	YES	\$2,000.00		\$4,001.30	\$5,304.10
Smyth County	116	40		\$36.50	\$36.50	M	1998	YES	\$675.00	\$25.00	\$635.59	\$635.59
South Boston, Town of	3,915	412	6,800	\$21.33	\$44.26	B	1999	YES	\$375.00		\$1,596.95	\$3,193.90
South Hill, Town of	1,735	341		\$22.58	\$45.15	M	1999	YES	\$2,000.00		\$2,115.18	\$4,230.36
Southampton County	1,170	150		\$26.50	\$26.50	M	1996	NO	\$900.00			
Stafford County	21,175	1,163	23,776	\$21.30	\$21.30	M	1997	YES	\$500.00	\$3,500.00	\$3,176.29	\$3,176.29
Stanley, Town of	757	105	862	\$20.00	\$23.50	M	1999	YES	\$3,500.00			
Staunton, City of	1,008	1,008	12,400	\$16.42	\$24.63	B	2001	YES		\$2,100.00	\$3,275.41	\$4,913.12
Stephens City, Town of	525	50	800	\$41.75		B	1997	YES		\$2,100.00	\$5,070.00	\$5,070.00
Stoney Creek Sanitary District	1,230	10	1,345	\$21.00	\$39.00	B	1994	YES	\$1,500.00		\$4,960.00	\$7,455.00
Strasburg, Town of	1,600	67	4,000	\$20.00	\$28.28	M	2000	YES		\$3,000.00	\$4,998.50	\$6,997.90
Stuart, Town of	381	44		\$28.50	\$31.85	M	2001	YES	\$250.00			
Suffolk, City of						B	2000		\$1,165.00	\$1,890.00	\$2,111.00	
Tappahannock, Town of	763	247	1,416	\$6.50	\$9.69	B	1997	YES	\$1,800.00		\$2,145.75	\$2,944.94
Toms Brook-Maurertown Sanitary Dist.	504	23	634	\$29.00	\$29.00	M	1995	YES		\$3,000.00	\$10,949.00	\$10,949.00
Vienna, Town of	9,520	525	9,895	\$15.80		Q	2000	YES		\$3,200.00	\$3,160.00	
Vinton, Town of	4,328	255	7,200	\$11.02	\$11.02	B/M	1997	YES	\$1,325.00		\$1,591.54	\$1,591.54
Virginia Beach, City of	156,406	4,737		\$12.29		B	2001	NO	\$225.00	\$1,344.00		
Warrenton, Town of	3,171	175	4,880	\$29.40	\$44.10	M	1997	YES	\$2,000.00	\$4,100.00	\$6,200.00	\$9,300.00
Washington County Service Authority	1,041	106	768	\$32.40	\$32.40	M	2000	YES	\$800.00	\$1,300.00	\$3,415.40	\$3,415.40
Waynesboro, City of	7,900	260		\$9.95		B	2001	YES	\$800.00	\$2,730.00	\$4,049.00	\$7,600.00
Williamsburg, City of	3,000	750	14,000	\$12.00	\$17.20	M/Q	2001	YES	\$500.00	\$1,500.00	\$2,400.00	\$3,440.00
Winchester, City of	9,900	820	28,000	\$19.55	\$19.55	B	2001	YES		\$2,200.00	\$3,910.00	\$3,910.00
Wise, Town of	1,994	245		\$27.23	\$40.88	M	1991	YES	\$500.00		\$4,131.60	\$6,204.90
Wythe County	202	13	520	\$31.00	\$31.00	M	1999	YES	\$500.00		\$7,078.85	\$7,078.85
Wytheville, Town of	2,835	516	4,545	\$15.45	\$30.90	M	2001	YES	\$750.00		\$3,597.45	\$7,194.60
York County	14,048	724		\$31.50	\$31.50	B	1993	NO	\$2,875.00		\$2,750.00	



Draper Aden Associates

Engineering ♦ Surveying ♦ Environmental Services

2206 South Main Street
Blacksburg, VA 24060
540/552-0444

8090 Villa Park Drive
Richmond, VA 23228
804/264-2228

700 Harris St., Suite E
Charlottesville, VA 22903
434/295-0700

2521 Schieffelin Road, Suite 106
Apex, NC 27502
919/367-9997

Forwarding Service Requested

e-mail: wssurvey@daa.com
Web: www.daa.com

PRSRT STD
U.S. Postage
PAID
SALEM, VA
Permit # 126