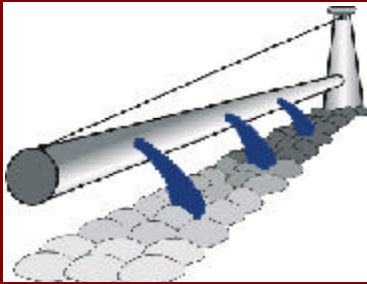


14th Annual Virginia Water & Sewer Rate Report 2002



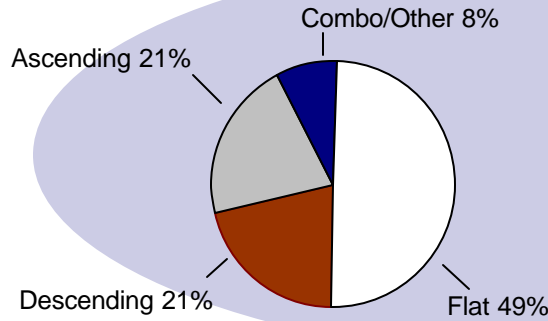
Draper Aden Associates
Surveying ♦ Engineering ♦ Environmental Services



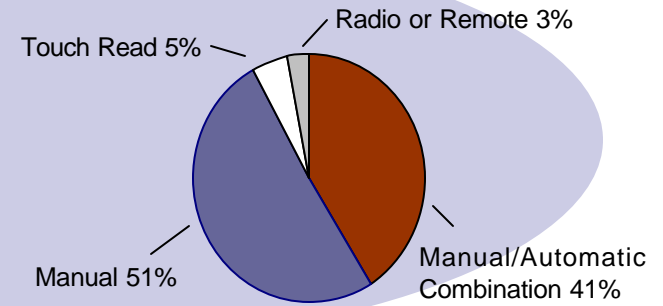
We proudly present the 14th edition of the *Annual Virginia Water & Sewer Rate Report* published by Draper Aden Associates with the support of the Virginia Municipal League and the Virginia Association of Counties. In this edition we have compiled data from across Virginia, including water and sewer rates, billing cycles, rate structures, meter reading procedures and account administration.

We are pleased to continue to provide this information in order to help water and sewer providers evaluate operating practices, make decisions about rates and look at long-term trends. Thank you to all participants who continue to help make this report a success.

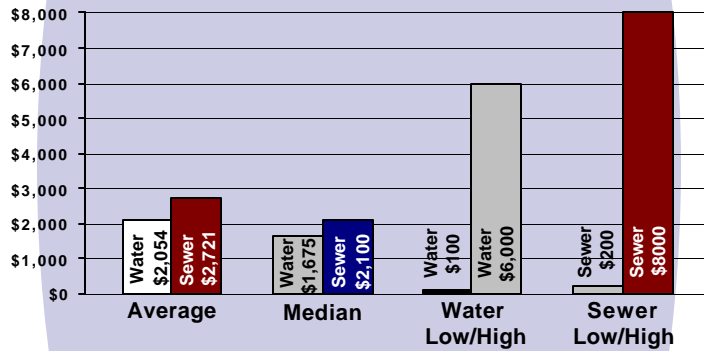
Rate Structure



Meter Reading Practices



Residential Facility Fees

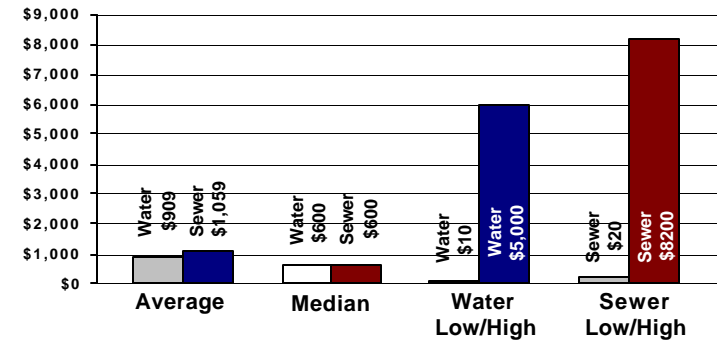


Fast Facts

This year's survey received a 56% response rate with 171 responses returned out of a possible 303.

Those responding were 79 towns, 28 cities, 23 counties, 36 authorities, boards or sanitary districts and 5 privately owned systems.

Residential Connection Fees



Administrative Fees	Number of Responses	No	Yes	Average	Median	Mode
Administrative fee charged to establish an account?	162	57%	43%	\$18.26	\$15.00	\$10.00
Deposit required of new customer?	167	22%	78%	\$71.09	\$56.87	\$50.00
Late fee charged for overdue accounts?	168	11%	89%	N/A	N/A	10% of overdue bill
Fee to restore service when terminated due to non-payment?	165	15%	85%	\$29.15	\$25.00	\$25.00
Is a lien placed on real estate for unpaid utility bills?	164	61%	39%	N/A	N/A	interest rate of 10%

Questions concerning administrative and accounting fees were added to the survey this year. The table to the left reflects the answers to those questions.

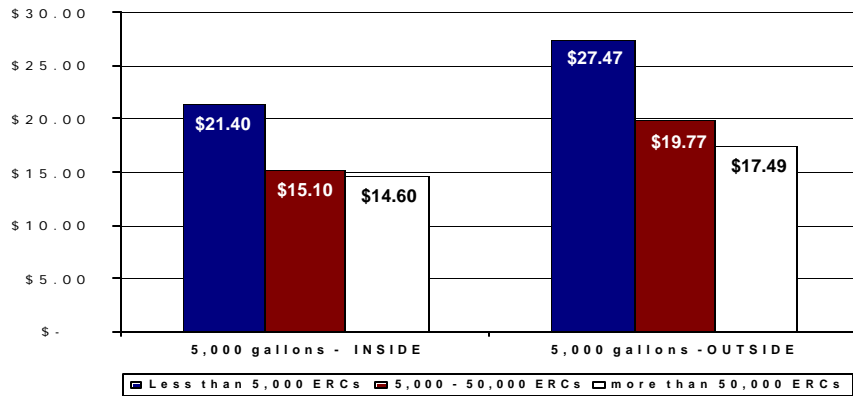
Surprisingly the majority of water and sewer providers do not charge a fee to establish an account. Of those that did charge, the fee ranged from \$4 to \$100.

An overwhelming majority require a deposit for a new account. Approximately 25% of those requiring a deposit indicated they did so only for renters or tenants. The deposit fee ranged from \$10 to \$250.

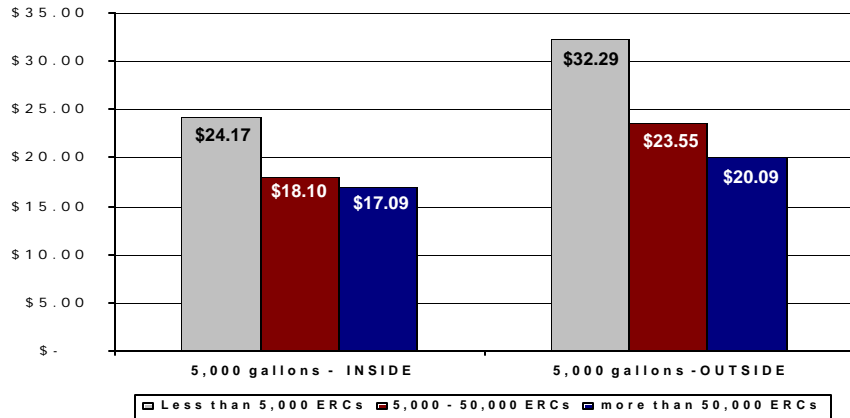
Most survey participants indicated they charge a late fee for overdue bills which varies from \$10 to \$125. Most reported a fee of 10% of the late bill.

Note: The information in this report was provided by respondents to a survey and is believed to be correct. However, Draper Aden Associates, the Virginia Association of Counties and the Virginia Municipal League do not warrant the accuracy of this information.

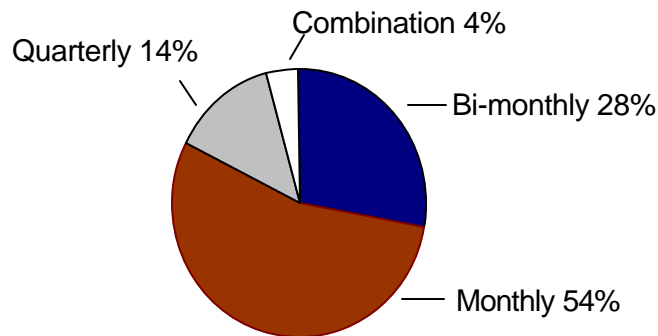
Average Monthly Water Rates by Municipality Size



Average Monthly Sewer Rates By Municipality Size



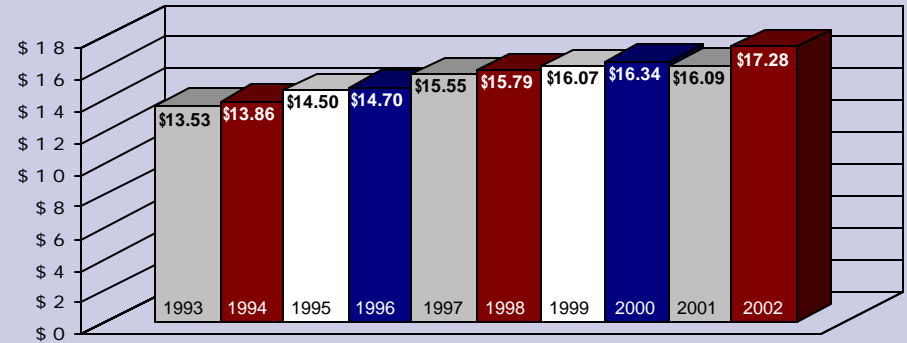
Billing Cycles



In an attempt to more accurately present our findings, a new control group has been established for the annual survey and report. Due to attrition, widely varying data results and population changes, a new group was in order. To validate this sampling we went back a decade and chose 21 water and sewer providers who reflect a cross section across the state and have faithfully participated for the past 10 years. That data was used to establish this year's results. As with the old control group, the rates for both water and sewer show a steady rise throughout the years.

Average Water Rates

(5,000 gallons per month)
Based on Control Group



Water Survey Facts:

- The average number of residential water units served is 13,580, while the average number of non-residential water units served is 710.
- 84% of the respondents indicated a per-billing cycle minimum charge. The average minimum is \$14.25.
- 38% of respondents reported some type of facility fee in place while 84% reported some type of connection fee.
- The average charge for a business/commercial/industrial customer inside municipal boundaries who uses 1 million gallons is \$2,960. The average fee for 1 million gallons outside municipal boundaries is \$3,825.

Water Rate Summary	Number of Responses	Average	Median
Equivalent Residential Connections	123	19,521	3,104
Monthly Residential Rate Inside	162	\$19.58	\$17.56
Monthly Residential Rate Outside	126	\$25.65	\$23.95
Residential Connection Fee	142	\$909.00	\$600.00
Residential Facility Fee	58	\$2,054.31	\$1,675.00
Monthly Bus/Com. Rate (1 million gal. inside)	138	\$2,960.90	\$2,678.90
Monthly Bus/Com. Rate (1 million gal. outside)	102	\$3,824.95	\$3,599.80

Water Survey Data

Several localities have indicated separate rate structures for commercial and industrial water. Commercial rates have been printed where applicable.

Locality	# Residential Water Units	# Non-Residential Water Units	# Equivalent Residential Water Connections	Residential Water Rate Inside (5,000 gallons per month)	Residential Water Rate Outside (5,000 gallons per month)	Billing Cycle (M=monthly; B=bimonthly; Q=quarterly; O=Other)	Last Water Rate Change	Residential Connection Fee (in town where applicable)	Residential Facility Fee (in town where applicable)	Water Charge-Business Inside (1,000,000 gallons/month)	Water Charge-Business Outside (1,000,000 gallons/month)
Albermarle County Service Authority	19,201	1061	19,014	\$19.25		M	2002		varies	\$3,004.25	
Alleghany County	2,441			\$30.50	\$30.50	M	2000	\$1,000.00		\$3,513.00	\$3,513.00
Altavista, Town of	1,624	195	8,000	\$8.00	\$16.00	M/Q	2002	\$250.00		\$1,600.00	\$3,200.00
Amherst County Service Authority	6,108	333	4,560	\$19.41		B	2000	\$650.00	\$1,500.00	\$2,885.00	
Amherst, Town of	1,102	166	1,515	\$16.50	\$29.50	M	2002		\$700.00	\$4,500.00	\$7,166.67
Appalachia, Town of	1,404	95		\$13.60	\$20.65	M		\$300.00			
Appomattox River Water Authority			250,000			Q	2002				
Appomattox, Town of	895	145	720	\$13.85	\$21.75	M		\$800.00	\$750.00	\$2,699.79	\$3,006.75
Arlington County	34,161	2566	104,110	\$10.50	\$10.50	Q	2001	\$1,600.00	\$40/dfu	\$2,100.00	
Augusta County Service Authority	13,090	1056	12,926	\$18.95	\$18.95	B	2002	\$870.00	\$2,025.00	\$2,449.00	\$2,449.00
Bedford County PSA	5,508	349	4,698	\$26.75	\$26.75	B	2002	\$700.00	\$2,250.00	\$3,758.00	\$3,758.00
Bedford, City of	2,762	537	4,800	\$15.17	\$22.54	M	2001	\$795.00	\$1,000.00	\$1,879.04	\$2,828.51
Berryville, Town of	1,405	96	1,240	\$32.85	\$32.85	B	1996	\$500.00	\$3,425.00	\$6,570.00	\$6,570.00
Big Stone Gap, Town of	2,032	1751	2,699	\$15.50	\$31.00	M	1984	\$400.00		\$2,254.25	\$4,508.50
Blacksburg, Town of	6,938	314	14,111	\$15.59	\$27.28	M	2002	\$1,064.00	\$441.00	\$2,721.99	\$4,763.48
Blackstone, Town of	1,450	234	2,744	\$17.61	\$26.42	M	1995	\$400.00		\$3,369.34	\$5,054.01
Bland County Service Authority	460	65		\$41.25	\$41.25	M		\$650.00		\$2,599.00	\$2,599.00
Bluefield, Town of	2,200	100	2,300	\$29.30	\$36.63	M	2002	\$350.00		\$3,830.93	\$4,788.66
Botetourt County	315	15		\$24.95		M	>10 yrs	\$700.00	\$2,000.00	\$2,766.00	
Bowling Green, Town of	320	100	772	\$14.13	\$28.26	B	1999	\$500.00	\$3,000.00	\$1,530.25	\$3,060.50
Bridgewater, Town of	1,798	150		\$15.17	\$20.01	M	2002	\$1,200.00		\$2,892.89	
Bristol Virginia Utilities Board	6,641	1063		\$16.15	\$24.23	M	2000	\$900.00		\$1,665.00	
Broadway, Town of	1,000	50	1,400	\$14.96	\$17.19	Q		\$1,500.00		\$2,672.82	
Brodnax, Town of	170	16	106	\$18.67	\$25.05	M	2000	\$600.00		\$3,283.94	\$3,283.94
Buckingham County	274	93		\$21.96	\$21.96	B		Cost + 10%		\$5,680.00	
Buena Vista, City of	2,400	150		\$22.75	\$22.75	M	2001	\$500.00		\$4,550.00	\$4,550.00
Campbell County Utilities/Service Authority	6,958	379	7,979	\$27.11		B	2002	\$500.00	\$1,200.00	\$4,229.40	
Cape Charles, Town of	817			\$22.00		M	2002	\$875.00			
Carroll County PSA	1,789	144		\$28.50	\$28.50	M		\$750.00		\$2,500.00	
Charlotte Court House, Town of	188	52	266	\$15.83	\$15.83	B	2002	\$1,450.00			
Charlottesville, City of	17,591			\$17.85		M	2002	\$425.00	\$200.00	\$3,312.75	
Chatham, Town of	838	211	1,084	\$10.75	\$21.45	Q	1995	\$500.00		\$2,150.00	\$4,290.00
Chesapeake, City of	58,702	1481	61,988	\$21.40		B	2001	\$2,970.00		\$3,313.15	
Chesterfield County	95,405	3706	105,124	\$10.71		B	1999	\$500.00	\$3,342.00	\$1,580.20	
Chilhowie, Town of	2,073	145	1,943	\$15.38	\$30.93	M	2001	\$350.00		\$1,825.38	\$3,659.29
Chincoteague, Town of	2,500	800		\$16.50		Q	1999	\$550.00	\$1,350.00	\$3,650.00	\$4,680.00
Christiansburg, Town of	8,307	885	5,255	\$12.70	\$19.05	B	2001	\$1,000.00		\$2,069.20	\$3,103.80
Claremont, Town of	292		140	\$11.75	\$11.75	B	1986	\$750.00			
Clarke County Sanitary Authority	294	38		\$27.50	\$27.50	B	2000	\$500.00	\$1,650.00	\$5,500.00	\$5,500.00
Cleveland, Town of	150	5		\$20.00	\$24.00	M	2001	\$250.00			
Coeburn, Town of	1,150	253	1,600	\$20.90	\$31.35	M	2001	\$400.00		\$2,806.90	\$4,210.35

Water Survey Data

Locality	# Residential Water Units	# Non-Residential Water Units	# Equivalent Residential Water Connections	Residential Water Rate Inside (\$5,000 gallons per month)	Residential Water Rate Outside (\$5,000 gallons per month)	Billing Cycle (M=monthly; B=bi-monthly; Q=quarterly; O=Other)	Last Water Rate Change	Residential Connection Fee (in town where applicable)	Residential Facility Fee (in town where applicable)	Water Charge-Business Inside (1,000,000 gallons/month)	Water Charge-Business Outside (1,000,000 gallons/month)
Colonial Heights, City of	6,500	150	11,500	\$7.14	\$9.55	B	2001	\$1,500.00		\$906.06	\$896.19
Courtland, Town of	572	50		\$11.00	\$13.00	B	1990	\$600.00			
Covington, City of	3,025	325		\$54.00	\$150.29	M/Q	2001	\$350.00		\$2,338.72	\$4,656.57
Culpeper, Town of	3,574	484	4,058	\$20.25	\$30.40	M	1998		\$2,660.00	\$2,502.00	\$3,757.50
Danville, City of	15633	2238	32972	12.75		M	1999	\$500.00		1711.56	
Dayton, Town of	551	91	6,600	\$12.00	\$12.00	M		\$1,200.00		\$2,002.00	\$2,002.00
Dickenson County PSA	1,350	15		\$39.88	\$39.88	M	1992	\$650.00			
Dinwiddie County Water Authority	2,938	207	5,385	\$16.60		M	2002	\$1,700.00		\$1,801.80	
Dublin, Town of	2,473	178	1,569	\$17.25	\$23.25	M	1991	\$450.00		\$2,753.50	\$3,257.00
Elkton, Town of	952	137		\$11.75	\$11.75	M	1980	\$1,200.00		\$1,355.00	\$1,355.00
Exmore, Town of	725	125		\$17.50	\$20.50	M	1989	\$500.00		\$616.50	\$619.50
Fairfax County Water Authority	284,869	8185	288,360	\$6.50	\$6.50	Q	2002	\$650.00	\$3,100.00	\$1,300.00	\$1,300.00
Falls Church, City of	31,124	2930	62,000	\$8.20	\$8.20	Q	1999	\$1,920.00	\$5,775.00	\$1,640.00	\$1,640.00
Farmville, Town of	2,820	501	3,867	\$14.85	\$22.28	B	1996	\$600.00	\$500.00	\$2,207.70	\$3,311.55
Fauquier County Water/Sanitation Authority	3,410	52	4,020	\$26.90	\$26.90	M	*		\$4,400.00	\$5,465.76	\$5,465.76
Ferrum Water & Sewerage Authority	155	30	750	\$21.00		M	2000	\$750.00		\$3,523.00	
Floyd-Floyd County PSA	376	104	430	\$20.65	\$20.65	M		\$4,000.00	\$1,000.00	\$4,187.00	\$4,187.00
Fluvanna County	391	44	1,254	\$35.70	\$35.70	M	2002	\$950.00		\$4,620.70	\$4,620.70
Frederick County Sanitation Authority	9,331	362	14,364	\$19.63		B	2002	\$2,100.00	\$2,200.00	\$2,923.24	
Galax, City of	2,400	390	8,000	\$10.63	\$21.26	Q	1989	\$375.00		\$1,343.98	\$2,687.96
Gate City, Town of	1,070	120	1,600	\$28.00	\$35.00	M		\$350.00		\$5,003.00	\$5,010.00
Glasgow, Town of	368	35	440	\$8.00	\$8.00		2002	\$150.00			
Glen Lyn, Town of	91	9	100	\$22.25	\$27.85	M	1999	\$300.00		\$3,300.00	\$4,120.00
Gloucester County	4,524	880	5,404	\$30.00	\$30.00	M	2000	\$1,800.00	\$500.00	\$6,148.60	\$6,148.60
Gordonsville, Town of	843	50	1,600	\$18.01	\$24.73	M	2001	\$2,670.00		\$2,540.00	\$3,470.00
Goshen, Town of	266	22		\$12.00	\$12.00	B	2002	\$250.00			
Greensville County Water/Sewer Authority	1,774	113	4,400	\$15.00	\$17.50	M	1978	\$800.00		\$3,000.00	\$3,000.00
Grottoes, Town of	877	63		\$14.55	\$14.55	B		\$1,200.00		\$1,132.00	\$1,132.00
Hamilton, Town of	640	12	524	\$18.00	\$22.00	M	1997				
Hanover County	14,500	1160	18,200	\$10.81	10.81	B	2002		\$3,280.00	\$2,225.44	\$2,225.44
Harrisonburg, City of	9,473	2318	22,346	\$10.58	\$21.15	M	1999	\$600.00	\$375.00	\$1,701.33	\$3,402.65
Henrico County	106,716	5509	127,969	\$16.08	\$16.08	B	1999	\$1,470.00	\$1,155.00	\$2,684.00	\$2,684.00
Highland County	58	9	31	\$22.28	\$22.28	B	1996				
Hillsville, Town of	1,220	199	1,468	\$16.91	\$18.56	B/M	2000	\$550.00		\$1,973.50	\$1,981.44
Hopewell, City of	7,336	769	116,000	\$21.95		Q	2002	\$560.00		\$3,097.00	
Hurt, Town of	600	17	642	\$16.38	\$32.76	B	1995	\$750.00			
Isle of Wight County Public Utilities	1,557	166		\$24.00	\$24.00	B	2002	\$4,000.00		\$3,008.00	\$3,008.00
Ivor, Town of	240	10	240	\$16.00	\$16.00	B	2001	\$1,500.00			
James City Service Authority	14,277	458	17,863	\$11.50		Q	2001	\$2,400.00	\$1,300.00	\$2,600.00	
Kenbridge, Town of	530	98	648	\$15.19	\$22.80	M	2002	\$500.00		\$4,704.60	
Kilmarnock, Town of	540	243		\$30.52	\$61.02	B	1999	\$1,500.00		\$4,145.22	\$6,217.83

Water Survey Data

Locality	# Residential Water Units	# Non-Residential Water Units	# Equivalent Residential Water Connections	Residential Water Rate Inside (\$5,000 gallons per month)	Residential Water Rate Outside (\$5,000 gallons per month)	Billing Cycle (M=monthly; B=bi-monthly; Q=quarterly; O=Other)	Last Water Rate Change	Residential Connection Fee (in town where applicable)	Residential Facility Fee (in town where applicable)	Water Charge-Business Inside (1,000,000 gallons/month)	Water Charge-Business Outside (1,000,000 gallons/month)
LaCrosse, Town of	375	56	231	\$19.89	\$39.36	M	2000	\$500.00		\$1,989.01	\$2,007.48
Lawrenceville, Town of	720	126	3,400	\$17.10	\$25.65	B	2002	\$400.00		\$1,896.04	\$2,839.13
Leesburg, Town of	14,595	708	15,173	\$14.68	\$21.28	Q	1992	\$50+	\$3,757.00	\$2,670.00	\$3,990.00
Lexington, City of	2,200	400	3,600	\$10.05	\$12.06	B	2002	\$500.00		\$4,334.00	\$5,200.00
Loudoun County Sanitation Authority	45,425	1256	50,480	\$14.51		Q	1995	\$80.00	\$3,575.00	\$1,640.00	
Louisa County Water Authority	981	167	1,200	\$12.00		Q	2000	\$1,000.00	\$750.00	\$2,500.00	
Lynchburg, City of	20,500	2350	50,000	\$11.19		M	2002	\$360.00	\$1,220.00	\$1,754.43	
Manassas Park, City of	3,619	200	3,570	\$20.00		M	1995	\$2,800.00	varies	\$535.00	
Martinsville, City of	7,000	500	11,200	\$10.89	\$16.34	M	2001	\$525.00		\$1,166.21	\$1,754.30
Maury Service Authority		2	6,000							\$1,500.00	\$1,500.00
Middleburg, Town of	327	121	829	\$49.50	\$49.50	Q	2002	\$500.00	\$4,500.00	\$8,706.00	\$8,706.00
Middletown, Town of	499	23		\$16.30	\$24.30	B	2001	\$2,000.00		\$3,607.50	\$5,411.25
Monterey, Town of	201	12		\$18.00	\$19.50	B	2000	\$1,125.00			
Montgomery County PSA	2,125	178	3,104	\$32.15		M	2001	\$725.00	\$2,000.00	\$5,504.65	
Montross, Town of	225	60		\$11.00	\$16.50	M	1992	\$500.00			
Mount Jackson, Town of	796	82	858	\$16.45	\$24.70	M	2000	\$1,000.00		\$3,290.00	\$4,940.00
Narrows, Town of	1,120	80	1,200	\$35.00	\$50.00	M	2002	\$505.00			
Nelson County Service Authority	2,520		2,520	\$25.25	\$25.25	M	2001		\$1,500.00	\$5,448.00	\$5,448.00
New Kent County	992	24		\$46.25		Q	2000	\$2,000.00			
New Market, Town of	814	23	837	\$13.74	\$24.03	B	1996	\$2,000.00		\$2,666.49	\$4,666.48
Norfolk, City of	700,000	4000		\$42.73	\$42.73	M	1999	\$125 and up		\$3,359.89	\$3,359.89
Norton, City of	1,879	315	920	\$26.30	\$39.60	M	2001	\$240.00		\$2,618.30	\$5,218.60
Onancock, Town of	611	95	800	\$12.10	\$12.10	Q	2002	\$500.00		\$2,635.20	\$2,635.20
Orange, Town of	1,649	545	1,903	\$17.50	\$37.50	M	2002	\$1,500.00		\$3,104.00	\$5,520.00
Pembroke, Town of	637	4		\$28.50	\$41.05	M	2000	\$400.00	\$400.00		
Pennington Gap, Town of	960	130		\$25.40	\$29.40	M	1999	\$10.00		\$6,691.90	\$7,690.90
Petersburg, City of	15,102	1186		\$11.93	\$23.86	B	2001	\$250.00	\$755.00	\$1,016.50	\$2,033.00
Pittsylvania County Service Authority	2,628	55		\$17.90		B	1998	\$625.00		\$2,903.40	
Prince William County Service Authority	68,819	2376	82,340	\$12.85		M	2000		\$4,100.00	\$2,015.65	
Pulaski County PSA	3,696	66	7,940	\$21.00		M	1990	\$350.00		\$2,512.00	
Pulaski, Town of	4,391	323	4,620	\$8.15	\$16.50	M	2001	\$470.00	\$330.00	\$1,294.00	\$2,588.00
Purcellville, Town of	1,274	433	1,496	\$22.50	\$45.00	B	1997	\$20.00	\$6,000.00	\$4,151.75	\$8,303.50
Quantico, Town of	162	40		\$46.00	\$46.00	M	1998			\$9,249.75	\$9,249.75
Radford, City of	4,467	454	8,577	\$10.70		M	1996	\$490.00	\$200.00	\$1,775.70	
Rapidan Service Authority	5,160	416	4,458	\$19.50		M	2001		\$3,700.00	\$3,303.00	
Remington, Town of	476	41	320	\$11.00	\$18.50	M		\$3,000.00		\$2,001.00	\$2,506.00
Richlands, Town of	2,224	252	4,000	\$18.50	\$24.00	M	1994	\$400.00		\$3,003.50	\$4,004.00
Richmond, City of	49,346	9853	320,658	\$19.05	\$26.88	Q	2002	\$35.00		\$1,268.90	\$1,954.84
Roanoke County	20,877	17036	28,132	\$22.28	\$22.28	M	1995	\$500.00	\$2,690.00	\$3,995.25	\$3,995.25
Roanoke, City of	34,517	379	70,720	\$12.26	\$36.78	Q	2002	\$1,170.00	\$100.00	\$1,772.89	\$3,545.78
Rockbridge County PSA	1,156	255	1,809	\$19.35	\$19.35	B	2002	\$400.00	\$1,100.00	\$3,302.90	\$3,302.90
Rockingham County	1,470	63	2,815	\$12.57		M	2002	\$1,200.00		\$2,420.47	

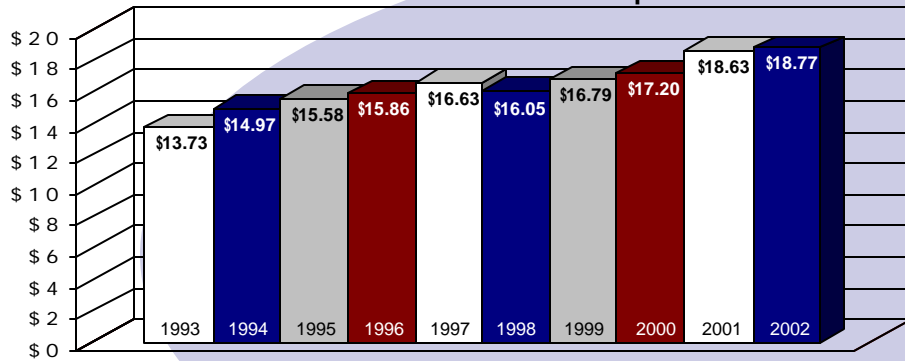
Water Survey Data

Locality	# Residential Water Units	# Non-Residential Water Units	# Equivalent Residential Water Connections	Residential Water Rate Inside (\$,000 gallons per month)	Residential Water Rate Outside (\$,000 gallons per month)	Billing Cycle (M=monthly; B=bimonthly; Q=quarterly; O=Other)	Last Water Rate Change	Residential Connection Fee (in town where applicable)	Residential Facility Fee (in town where applicable)	Water Charge-Business Inside (1,000,000 gallons/month)	Water Charge-Business Outside (1,000,000 gallons/month)
Rocky Mount, Town of	2,049	348	3,039	\$13.40	\$26.80	M	2001	\$625.00		\$2,202.40	\$4,314.80
Round Hill, Town of	735	31	520	\$20.00	\$30.00	B	2001		\$4,000.00	\$4,981.00	\$7,471.50
Rural Retreat, Town of	903	53		\$20.75	\$36.32	M	2001	\$900.00	\$1,000.00	\$3,998.00	\$6,996.53
Rye Valley Water Authority	514	16	596	\$30.00	\$30.00	M	2001	\$400.00		\$4,010.00	\$4,010.00
Saint Paul, Town of	405	67	443	\$15.38	\$27.60	M	2001	\$250.00		\$2,254.13	\$3,609.60
Salem, City of	7,510	1342		\$15.00		M	2001	\$800.00		\$2,722.25	
Shenandoah Retreat Land Corp.	152	0	55	\$60.70		M	2001	\$5,000.00			
Smyth County	1,750	18		\$32.00	\$32.00	M	1992	\$25.00	\$525.00	\$6,001.00	\$6,001.00
South Boston, Town of	4,800	600	5,796	\$18.82	\$37.64	B	2002	\$300.00		\$1,851.00	\$3,702.00
Southampton County	753	75	1,329	\$18.50	\$18.50	M	1996	\$450.00			
Spotsylvania County	21,570	1347	22,000	\$10.30		M	2002	\$1,080.00	\$3,950.00	\$3,795.24	
Stafford County	25,791	1405	26,188	\$11.63	\$11.63	M	1997	\$500.00	\$3,600.00	\$1,776.09	\$1,776.09
Stanley, Town of	1,335	102	1,437	\$14.50	\$18.50	M/Q	2002	\$2,000.00		\$838.25	\$1,391.25
Staunton, City of	8,043	843	16,164	\$13.40	\$20.10	B	2000		\$1,625.00	\$2,673.80	\$4,010.70
Stephens City, Town of	538	76	480	\$18.37	\$23.90	B	2001		\$1,900.00		
Stoney Creek Sanitary District	1,210	10	1,340	\$21.00	\$39.00	B	1994	\$1,500.00		\$4,960.00	\$7,455.00
Suffolk, City of	17,800	1245	21,880	\$18.75		B	2002	\$940.00	\$4,135.00	\$3,450.00	
Tappahannock, Town of	867	257	1,778	\$6.50	\$9.69	B	1997	\$500.00	\$1.5/gal	\$1,034.88	\$1,070.37
Tazewell, Town of	1,890	108	504	\$24.52	\$36.78	M	1999	\$350.00		\$2,850.32	\$4,275.48
Thomas Bridge Water Corporation	1,529	54		\$36.75		M	1996	\$500.00			
Toms Brook-Maurertown Sanitary District	474	18	500	\$30.00	\$30.00	M	1995		\$2,000.00	\$4,010.00	\$4,010.00
Troutville, Town of	249	51		\$18.00	\$18.00	M	20 + yrs	\$500.00		\$2,018.00	\$2,018.00
Vienna, Town of	9,380	574	10,000	\$12.20	\$14.10	Q	1998		\$2,460.00	\$2,440.00	\$2,820.00
Vinton, Town of	4,347	272	5,081	\$10.38	\$10.38	B/M	1997	\$1,550.00		\$1,364.93	\$1,364.93
Virginia Beach, City of	159,885	5925	126,914	\$21.15		B	1994*	\$285.00	\$66/dfu	\$3,550.00	
Wakefield, Town of	467	91		\$7.70	\$15.40	M	1992	\$400.00			
Warrenton, Town of	3,346	221	3,567	\$16.50	\$24.75	M	1997		\$2,700.00	\$3,101.00	\$4,651.50
Washington County Service Authority	18,034	250	16,400	\$24.40	\$24.40	M	2002	\$850.00	\$300/eru	\$2,611.40	\$2,611.40
Washington, Town of	89	39	160	\$20.00	\$20.00	M	1995	\$1,510.00		\$4,990.00	\$4,990.00
Waverly, Town of	1,028	88	1,116	\$7.40	\$11.10	M	1999	\$1,000.00		\$529.85	\$794.78
Williamsburg, City of	3,500	750	14,000	\$12.50	\$17.95	M/Q	2002	\$450.00	\$1,500.00	\$2,500.00	\$3,590.00
Winchester, City of	9,620	1100	28,000	\$16.29	\$24.52	B/M	2001		\$1,700.00	\$2,158.00	\$3,247.00
Windsor, Town of	843	50	995	\$16.00	\$19.50	B	2001	\$2,000.00		\$2,351.30	\$2,851.80
Wise, Town of	2,506	343	2,429	\$18.15	\$27.25	M	1994	\$500.00		\$2,754.40	\$4,136.60
Woodhaven Water Company	444			\$31.00		Q	2000	\$1,500.00			
WPOA Water Authority	65			\$37.08		Q	1989	\$125.00			
Wythe County	1,597	98	1,153	\$32.00	\$32.00	M	1999	\$500.00		\$5,499.50	\$5,499.50
Wytheville, Town of	2,965	514	4,721	\$22.80	\$45.60	M	2002	\$750.00		\$1,701.05	\$3,402.10
York County	411	14	425	\$13.75		B		\$2,850.00		\$2,750.00	

*Rates Decreased

Average Sewer Rates

(5,000 gallons per month)
Based on Control Group



Sewer Rate Summaries	Number of Responses	Average	Median
Equivalent Residential Connections	97	16,982	2,600
Monthly Residential Rate Inside	139	\$22.03	\$20.00
Monthly Residential Rate Outside	100	\$29.81	\$26.26
Residential Connection Fee	118	\$1,059.00	\$600.00
Residential Facility Fee	54	\$2,747.20	\$2,100.00
Monthly Bus/Com. Rate (1 million gal. inside)	123	\$3,436.29	\$3,160.00
Monthly Bus/Com. Rate (1 million gal. outside)	88	\$4,801.55	\$4,163.99

Sewer Survey Facts:

- ◆ The average number of residential sewer units served is 11,626, while the average number of non-residential sewer units served is 676.
- ◆ 63% of the respondents indicated a per-billing cycle minimum charge. The average minimum is \$16.47
- ◆ 38% of respondents reported some type of facility fee in place while 84% reported some type of connection fee.
- ◆ The average charge for a business/commercial/industrial customer inside municipal boundaries who uses 1 million gallons is \$3,436. The average fee for 1 million gallons outside municipal boundaries is \$4,802

Sewer Survey Data

Several localities have indicated separate rate structures for commercial and industrial sewer users. Commercial rates have been printed where applicable.

Locality	# Residential Sewer Units	# Non-Residential Sewer Units	# Equivalent Residential Sewer Connections	Residential Sewer Rate Inside (5,000 gallons per month)	Residential Sewer Rate Outside (5,000 gallons per month)	Billing Cycle (M=monthly; B=bi-monthly; Q=quarterly; O=Other)	Last Sewer Rate Change	Rate Structure (F=Flat, A=Ascending, D=Descending, O=Other)	Residential Connection Fee (in town where applicable)	Residential Facility Fee (in town where applicable)	Sewer Charge-Business Inside (1,000,000 gallons/month)	Sewer Charge-Business Outside (1,000,000 gallons/month)
Abingdon, Town of	2,410	641	5,900	\$25.20	\$32.76	M	1998		\$1,000.00	varies	\$3,783.91	\$4,918.09
Albermarle County Service Authority	16,357	722	13,490	\$13.20		M	2002	F		varies	\$2,640.00	
Alexandria Sanitation Authority	64,849	1608	66,455	\$20.90		M/Q	2001	O			\$3,413.85	
Alleghany County	1,840			\$33.50	\$33.50	M	2000	O	\$1,000.00		\$4,511.00	\$4,511.00
Altavista, Town of	1,292	40	2,600	\$9.65	\$19.30	M/Q	2002	F	\$1,000.00		\$1,929.50	\$3,859.00
Amherst County Service Authority	859	181	1,182	\$19.03		B	2000	F	\$600.00	\$1,800.00	\$3,797.00	
Amherst, Town of	688	139	899	\$18.00		M	2002			\$2,500.00	\$6,000.00	\$12,000.00
Appalachia, Town of	826	70							\$300.00			
Appomattox, Town of	735	145	720	\$27.35	\$37.40	M		O	\$800.00	\$750.00	\$4,156.60	\$5,509.90
Arlington County	33,857	2152	113,600	\$13.00	\$13.00	Q	2001	F		\$76/dfu	\$2,600.00	
Augusta County Service Authority	7,656	1056	10,296	\$22.39	\$22.39	B	2002	F	\$820.00	\$3,755.00	\$3,372.00	\$3,372.00
Bedford County PSA	598	102	970	\$28.00	\$28.00	B		F		\$2,750.00	\$4,008.00	\$4,008.00
Bedford, City of	2,254	522	4,360	\$27.80	\$38.20	M	2001	D	\$1,040.00	\$1,500.00	\$3,696.40	\$5,557.40
Berryville, Town of	1,405	96	936	\$23.00	\$23.00	B	1996	F		\$5,820.00	\$4,600.00	\$4,600.00
Big Stone Gap, Town of	1,967	636	2,699	\$24.90	\$46.50	M	1994		\$400.00		\$3,606.90	\$6,762.75
Blacksburg, Town of	6,631	309	11,434	\$17.62	\$46.50	M	2002	F	\$600.00	\$418.00	\$3,122.02	\$5,463.54
Blackstone, Town of	1,455	216	2,677	\$19.00	\$46.50	M	2001	D	\$400.00		\$3,800.00	\$3,800.00

Sewer Survey Data

Locality	# Residential Sewer Units	# Non-Residential Sewer Units	# Equivalent Residential Sewer Connections	Residential Sewer Rate Inside (5,000 gallons per month)	Residential Sewer Rate Outside (5,000 gallons per month)	Billing Cycle (M=monthly; B=bimonthly; Q=quarterly; O=Other)	Last Sewer Rate Change	Rate Structure	Residential Connection Fee (in town where applicable)	Residential Facility Fee (in town where applicable)	Sewer Charge-Business Inside (1,000,000 gallons/month)	Sewer Charge-Business Outside (1,000,000 gallons/month)
Botetourt County	2,200	200		\$18.50		M	>10 yrs	A	\$1,000.00	\$1,000.00	\$2,766.00	
Bowling Green, Town of	228	85	360	\$32.50	\$36.74	B	1999	A	\$500.00	\$3,500.00	\$3,825.63	\$4,590.75
Bridgewater, Town of	1,739	137		\$16.33		M	2002	A	\$1,200.00		\$3,270.29	
Bristol Virginia Utilities Board	6,480	990		\$18.40	\$27.60	M	2000	D	\$900.00		\$2,280.00	
Broadway, Town of	945	50	1,100	\$5.33	\$5.50	Q			\$1,600.00			
Brodnax, Town of	170	16	63	\$25.14	\$30.14	M	1992	D	\$1,500.00		\$4,513.15	\$4,513.15
Buckingham County	166	36		\$21.96	\$21.96	B		F				
Buena Vista, City of	2,400	150		\$19.20		M	2001	F	\$330.00		\$3,840.00	\$3,840.00
Campbell County Utilities/service Authority	1,317	183	1,996	\$22.11		B	2002	F	\$500.00	\$1,600.00	\$4,408.80	
Cape Charles, Town of	817			\$24.26		M	2002		\$875.00			
Carroll County PSA	696	39		\$29.50	\$29.50			D	\$750.00		\$4,730.37	
Charlottesville, City of	17,575			\$15.27		M	2002	F	\$375.00		\$2,796.79	
Chatham, Town of	509	123	616	\$18.60	\$37.15	Q	1995	F	\$500.00		\$3,720.00	\$7,430.00
Chesapeake, City of	56,112	1029	61,988	\$8.85		B	2001	F	\$1,980.00		\$973.10	
Chesterfield County	81,262	3096	88,042	\$15.89		B	1999	F		\$1,465.00	\$1,724.28	
Chilhowie, Town of	1,016	133	1,114	\$15.38	\$37.11	M	2001	A	\$350.00		\$1,825.38	\$4,391.15
Christiansburg, Town of	8,307	885	5,255	\$32.00	\$48.00	B	2001	D	\$1,000.00		\$4,000.00	\$6,000.00
Clarke County Sanitary Authority	162	21		\$58.00	\$58.00	B	2001	A	\$500.00	\$4,000.00	\$5,523.00	\$5,523.00
Cleveland, Town of	150	5		\$20.00	\$24.00	M	2001	F	\$250.00			
Coeburn, Town of	958	121	1,200	\$27.17	\$40.76	M	2001	F	\$375.00		\$3,648.97	\$5,473.46
Colonial Heights, City of	6,400			\$13.86	\$17.92			D	\$2,000.00		\$1,267.82	\$1,570.08
Covington, City of	3,025	325		\$66.00	\$137.39	M/Q	2001	F	\$350.00		\$2,884.44	\$5,581.63
Culpeper, Town of	3,378	484	3,862	\$20.70	\$31.05	M	1994	D		\$3,840.00	\$3,669.00	\$5,503.50
Cumberland County	221	57		\$20.00		B	1995			\$800.00		
Danville, City of	14655	2202	55223	14.04		M	1999	O	\$675.00		1994.88	
Dayton, Town of	531	72	6,600	\$15.20	\$15.20	M	2000	F	\$1,200.00		\$2,403.20	\$2,403.20
Dickenson County PSA	450	6		\$25.00		B	never	F	\$550.00			
Dinwiddie County Water Authority	2,938	207	3,000	\$24.00		M	2002	D	\$3,100.00		\$2,398.30	
Dublin, Town of	1,153	126	549	\$14.14	\$17.07	M	2002		\$400.00		\$2,501.97	\$2,501.97
Elkton, Town of	633	137		\$18.00	\$18.00	M	1993		\$1,800.00		\$1,809.00	\$1,809.00
Exmore, Town of	68					M	2002		\$500.00			
Fairfax County Wastewater Mgt. Program	312,200	17050	395,000	\$14.40	\$14.40	Q	2001	O	\$600.00	\$5,069.00	\$2,880.00	\$2,880.00
Falls Church, City of	4,010	555	6,000	\$19.55	\$14.40			F	\$50.00	\$5,210.00	\$3,190.00	\$2,880.00
Farmville, Town of	2,812	501	3,867	\$16.34	\$24.51	B	1997	F	\$600.00	\$500.00	\$2,428.47	\$3,642.71
Fauquier County Water/Sanitation Authority	2,310	48	2,320	\$39.65	\$39.65	M		A		\$6,000.00	\$5,380.51	\$5,380.51
Ferrum Water & Sewerage Authority	160	30	650	\$28.50		M	2001	F	\$500.00		\$4,782	
Floyd-Floyd County PSA	295	104	430	\$24.50	\$24.50	M		A	\$4,000.00	\$1,000.00	\$6,075.62	\$6,075.62
Frederick County Sanitation Authority	8,889	334	11,184	\$23.62		B	1995	F	\$1,575.00	\$3,220.00	\$3,145.85	
Galax, City of	2,400	390				Q	1989	D	\$350.00			
Gate City, Town of	970	10		\$28.00	\$35.00	M	1997	D	\$650.00		\$5,003.00	\$5,010.00
Glasgow, Town of	340	36	391	\$17.00	\$17.00		1991	F	\$150.00		\$450.14	\$900.28
Glen Lyn, Town of	91	9	100	\$14.00	\$17.50		199		\$225.00			
Gloucester County	683	600	1,283	\$17.02	\$17.02	M	1989	A	\$1,800.00	\$1,200.00	\$2,215.85	\$2,215.85

Sewer Survey Data

Locality	# Residential Sewer Units	# Non-Residential Sewer Units	# Equivalent Residential Sewer Connections	Residential Sewer Rate Inside (\$1,000 gallons per month)	Residential Sewer Rate Outside (\$1,000 gallons per month)	Billing Cycle (M=monthly; B=bimonthly; Q=quarterly; O=Other)	Last Sewer Rate Change	Rate Structure	Residential Connection Fee (in town where applicable)	Residential Facility Fee (in town where applicable)	Sewer Charge-Business Inside (1,000,000 gallons/month)	Sewer Charge-Business Outside (1,000,000 gallons/month)
Gordonsville, Town of	725	50		\$16.12	\$18.89	M	2001		\$3,700.00			
Greensville County Water/Sewer Authority	1,509	95	2,420	\$17.50	\$17.50	M	1978	F	\$1,100.00		\$4,000.00	\$4,000.00
Grottoes, Town of	796	57		\$19.50	\$19.50	B	2002	F	\$1,200.00		\$2,258.25	\$2,258.25
Hamilton, Town of	450	12	284	\$29.00	\$38.00	M	1997	A				
Hanover County	13,900	1060	17,600	\$21.30	\$21.30	B	2002	A/D		\$5,560.00	\$3,191.74	\$3,191.74
Harrisonburg, City of	8,293	1988	18,403	\$14.06	\$28.12	M	1994	D	\$587.00	\$375.00	\$2,740.46	\$5,480.92
Henrico County	105,965	4505	106,170	\$20.81	\$20.81	B	1999	D	\$2,960.00	\$1,732.00	\$2,820.00	\$2,820.00
Hillsville, Town of	1,005	184	1,600	\$22.72	\$30.68	B/M	1999		\$400.00		\$3,591.84	\$3,914.45
Hopewell, City of	7,336	769	116,000	\$10.49		Q	2002	D	\$100.00		\$1,432.00	
Hurt, Town of	0	5	15	\$20.00	\$40.00	B	2002	F	\$1,000.00			
Isle of Wight County Public Utilities	1,433	130		\$12.00	\$12.00	B	2002	A	\$4,000.00		\$2,500.00	\$2,500.00
James City Service Authority	16,085	458	16,175	\$11.50		Q	1996	A	\$2,400.00	\$1,050.00	\$2,300.00	
Kenbridge, Town of	520	98	640	\$19.44	\$29.16	M	2002	D	\$500.00		\$2,168.64	
Kilmarnock, Town of	540	243		\$38.00		B	1999	F	\$2,500.00		\$7,992.00	\$11,988.00
LaCrosse, Town of								F	\$1,000.00			
Lawrenceville, Town of	700	126	2,680	\$12.43	\$18.64	B	2002	D	\$400.00		\$2,489.98	\$3,729.99
Leesburg, Town of	14,663	708	12,000	\$17.38	\$25.33	Q	1992	F	\$50+	\$5,852.00	\$3,210.00	\$4,800.00
Lexington, City of	2,150	400	3,600	\$23.59	\$23.59	B	2002	A	\$500.00		\$10,115.00	\$10,115.00
Loudoun County Sanitation Authority	45,817	1270		\$18.49		Q	1995	F	\$80.00	\$4,933.00	\$2,590.00	
Louisa County Water Authority	634	146	962	\$12.00		M	2000	F		\$750.00	\$2,500.00	
Lynchburg, City of	16,700	2350	50,000	\$27.27		M	2002	D	\$450.00	\$1,950.00	\$5,426.65	
Manakin Water & Sewerage Corp.	136		77	\$25.75		M	1998	F	\$3,000.00			
Manassas Park, City of								F	\$8,200.00	varies		
Martinsville, City of	6,500	500	10,400	\$11.04	\$11.04	M	2001	D	\$500.00		\$1,443.84	\$1,443.84
Maury Service Authority		2	3,200					F			\$2,500.00	\$2,500.00
Middleburg, Town of	317	119	807	\$31.25	\$31.25	Q	1998	F	\$500.00	\$4,500.00	\$6,250.00	\$6,250.00
Middletown, Town of	502	26		\$16.25	\$24.37	B	1999	O	\$2,500.00		\$2,911.50	\$4,367.25
Monterey, Town of	201	12		18	\$19.50	B	2000	F	\$1,125.00			
Montgomery County PSA	925	178	2,056	\$32.00		M	2001	F	\$725.00	\$2,500.00	\$5,504.50	
Mount Jackson, Town of	794	80	839	\$12.50	\$18.75	M	2000	F	\$1,500.00		\$2,500.00	\$3,750.00
Narrows, Town of	1,098	80	1,778	\$29.50	\$45.20	M	2002	F	\$400.00			
Nelson County Service Authority	2,157		2,157	\$29.90	\$38.10	Q	2001	F		\$1,500.00	\$6,596.90	\$6,605.10
New Kent County	44	6		\$60.00		Q	2000	A	\$4,000.00			
New Market, Town of	814	6	820	\$26.47	\$46.33	B	1996	A	\$2,000.00		\$4,554.97	\$7,976.18
Norfolk, City of	200,000	4000		\$26.01	\$26.01	M	2002	F	\$250.00		\$2,045.61	\$2,045.61
Norton, City of	1,578	180	775	\$28.20	\$64.20	M		A	\$175.00		\$3,908.70	\$10,412.20
Onancock, Town of	596	105		\$19.75	\$19.75	Q	1999	A	\$500.00		\$5,236.00	\$5,236.00
Orange, Town of	1,469	315	1,414	\$27.50	\$57.50	M	2002	F	\$2,000.00		\$3,119.00	\$5,536.00
Pembroke, Town of	623	3		\$33.00	\$44.25			A	\$400.00	\$400.00		
Pennington Gap, Town of	945	125		\$33.10	\$39.72	M	1995	F			\$4,709.60	\$5,651.52
Petersburg, City of	15,102	1186		\$11.93	\$23.86	B	2001	D	\$250.00	\$820.00	\$1,016.50	\$2,033.00
Pittsylvania County Service Authority	910	75		\$18.50		B	1998	F	\$1,000.00		\$2,854.00	
Poquoson, City of	4,344	141		\$21.00		Q	2002		\$3,000.00		\$1,671.12	

Sewer Survey Data

Locality	# Residential Sewer Units	# Non-Residential Sewer Units	# Equivalent Residential Sewer Connections	Residential Sewer Rate Inside (\$1,000 gallons per month)	Residential Sewer Rate Outside (\$1,000 gallons per month)	Billing Cycle (M=monthly; B=bi-monthly; Q=quarterly; O=Other)	Last Sewer Rate Change	Rate Structure	Residential Connection Fee (in town where applicable)	Residential Facility Fee (in town where applicable)	Sewer Charge-Business Inside (1,000,000 gallons/month)	Sewer Charge-Business Outside (1,000,000 gallons/month)
Powhatan County		8	120				2000			\$3,000.00		
Prince William County Service Authority	66,717	2271	77,419	\$23.15		M	2000	O		\$5,700.00	\$4,210.35	
Pulaski County PSA	337	9	13,226	\$22.50		M		F	\$500.00		\$3,011.00	
Pulaski County Sewerage Authority	700	125			\$13.00	M	1987		\$300.00			\$3,267.00
Pulaski, Town of	4,066	315	3,928	\$17.75	\$35.55	M	2001	A	\$450.00		\$3,550.00	\$7,110.00
Purcellville, Town of	1,258	433	1,582	\$31.90	\$63.80	B	1997	F	\$20.00	\$7,000.00	\$6,031.75	\$12,263.50
Radford, City of	4,400	454	5,386	\$16.35		M	1994	D	\$450.00	\$200.00	\$3,270.00	
Rapidan Service Authority	3,479	228	2,680	\$36.66		M	2001	F		\$3,700.00	\$5,728.00	
Richlands, Town of	2,101	241	4,800	\$18.50	\$24.00	M	1994	A	\$300.00		\$3,003.50	\$4,004.00
Richmond, City of	47,734	8543		\$29.97	\$34.99	M	2002	D	\$30.00		\$2,462.75	\$2,819.73
Roanoke County	13,807	1236	21,063	\$15.31	\$15.31	M	1995	F	\$100.00	\$1,500.00	\$2,762.96	\$2,762.96
Roanoke, City of	34,517	0	140,000	\$11.34	\$11.34	Q	1999	O	\$452.00			
Rockbridge County PSA	405	99	946	\$22.75	\$22.75	B	2002	F	\$400.00	\$1,400.00	\$4,052.50	\$4,052.50
Rockingham County				\$13.30		M	2002	F	\$1,800.00		\$2,660.00	
Rocky Mount, Town of	1,899	300	2,735	\$13.00	\$26.00	M	2001	A	\$625.00		\$2,003.00	\$3,916.00
Round Hill, Town of	707	31	520	\$35.00	\$52.50	B	2001	A		\$8,000.00	\$6,353.25	\$9,505.00
Rural Retreat, Town of	755	49		\$22.15	\$22.15	M	2001	A	\$350.00		\$3,998.15	\$3,998.15
Saint Paul, Town of	298	67	443	\$15.38	\$27.60	M	2001	F	\$250.00		\$2,254.13	\$3,609.60
Salem, City of	7,043	1225		\$12.75		M	1998		\$1,700.00		\$2,649.50	
Smyth County	450	2		\$32.50	\$32.50	M		A	\$25.00	\$675.00	\$6,032.00	\$6,032.00
South Boston, Town of	5,000	600	5,444	\$23.07	\$46.14	B	2002	D	\$450.00		\$1,729.15	\$3,458.30
Southampton County	1,170	150		\$26.50	\$26.50	M	1996	F	\$900.00		\$1,120.00	\$1,120.00
Spotsylvania County	20,958	1278	20,000	\$14.60		M	2002	A	\$1,875.00	\$3,850.00	\$2,920.59	
Stafford County	22,481	1389	23,587	\$21.30	\$21.30	M	1997	A/D	\$500.00	\$3,500.00	\$3,176.29	\$3,176.29
Stanley, Town of	799	65	864	\$21.00	\$24.50	M	2002	D	\$2,500.00		\$1,761.00	\$2,758.00
Staunton, City of	7,736	755	10,012	\$16.42	\$24.63	B	2001	F		\$2,100.00	\$3,275.41	\$4,913.12
Stephens City, Town of	500	60	480	\$50.01	\$65.42	B	2001	D		\$2,100.00		
Stoney Creek Sanitary District	1,240	10	1,370	\$21.00	\$39.00	B	1994	A	\$1,500.00		\$4,960.00	\$7,455.00
Suffolk, City of	15,500	900		\$11.25		B	2002	F	\$1,235.00	\$2,005.00	\$2,250.00	
Tappahannock, Town of	786	257	1,392	\$6.50	\$9.69	B	1997	D	\$1,800.00		\$2,151.13	\$2,952.32
Tazewell, Town of	1,800	108	480	\$24.52	\$36.78	M	1999	A	\$350.00		\$2,850.32	\$4,275.48
Toms Brook-Maurertown Sanitary District	544	23	674	\$29.00	\$29.00	M	1995	A		\$3,000.00	\$10,949.00	\$10,949.00
Vienna, Town of	5,828	517		\$15.80	\$15.80	Q	1998	F		\$3,200.00	\$3,160.00	\$3,160.00
Vinton, Town of	4,350	272	5,379	\$9.49	\$9.49	B/M	1997	D	\$1,325.00		\$1,591.54	\$1,591.54
Virginia Beach, City of	158,996	4817		\$13.27		B	2002	F	\$225.00			
Warrenton, Town of	2,909	209	3,118	\$29.40	\$44.10	M	1997	F		\$4,100.00	\$6,198.40	\$9,297.60
Washington County Service Authority	1,085	117	1,110	\$32.40	\$32.40	M	2000	F	\$800.00	\$1300/eru	\$3,415.40	\$3,415.40
Williamsburg, City of	3,000	650		\$9.10		M/Q	2002	F	\$500.00	\$1,500.00	\$1,820.00	
Winchester, City of	9,620	1100	28,000	\$19.55	\$19.55	B/M	2001	F		\$2,200.00	\$3,910.00	\$3,910.00
Wise, Town of	2,026	256		\$27.23	\$40.88	M	1991	D	\$500.00		\$4,131.60	\$6,204.90
Wythe County	352	33	500	\$31.00	\$31.00	M	1999	F	\$500.00		\$7,078.85	\$7,078.85
Wytheville, Town of	2,835	514	4,545	\$15.89	\$31.78	M	2002	D	\$750.00		\$3,697.39	\$7,394.78
York County	14,831	736		\$31.50		B	2002	F	\$3,300.00		\$2,750.00	



Draper Aden Associates

Engineering ♦ Surveying ♦ Environmental Services

2206 South Main Street
Blacksburg, VA 24060
540/552-0444

8090 Villa Park Drive
Richmond, VA 23228
804/264-2228

700 Harris St., Suite E
Charlottesville, VA 22903
434/295-0700

2521 Schieffelin Road, Suite 106
Apex, NC 27502
919/367-9997

Forwarding Service Requested

e-mail: wssurvey@daa.com
Web: www.daa.com

PRSR STD U.S. Postage PAID SALEM, VA Permit # 126
--