



**Draper Aden Associates**

*Engineering • Surveying • Environmental Services*

# The 21st Annual Virginia Water and Wastewater Rate Report 2009



# 2009 Report

## Abbreviations & Terms

RC = Residential Connection  
 B/C/I = Business/Commercial/Industrial  
 In = Inside Municipal Boundaries  
 Out = Outside Municipal Boundaries

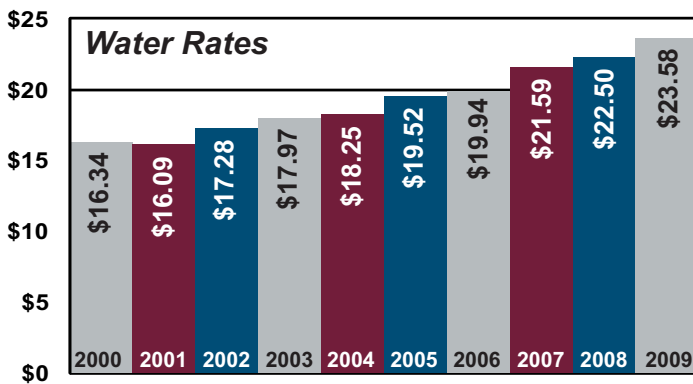
This year's report reflects data gathered from the responses of 172 participants in Draper Aden Associates' 21st Annual Virginia Water and Wastewater Rate Survey. The responses of 82 towns, 38 service authorities, 27 cities and 25 counties are summarized and presented in this report. The information gathered is also available in an interactive dashboard on our website at [www.daa.com](http://www.daa.com).

Survey participants were asked to provide information concerning the monthly residential water bill based on consumption of 5,000 gallons of water (or 670 cubic feet) per month and to "include all water and wastewater-related charges that are included on the customer's bill such as account service fees, billing fees, debt service fees, rehab fees, etc." Since some providers charge higher rates for customers outside the municipal boundaries, the survey instrument provided an opportunity to list both the "inside" and "outside" rates. In instances where participants entered the same fee for both charges, only the "inside municipal boundaries" fee is reported herein and included in our calculations.

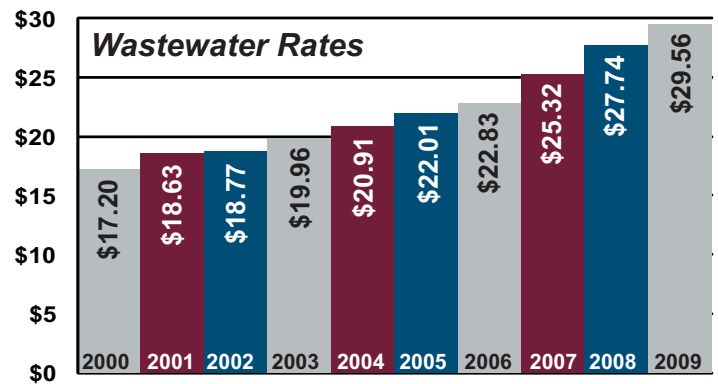
As usual we asked for residential connection fees and capital recovery charges. This year we also included specific questions about what costs were included in utilities' connection fees and capital recovery charges.

## Control Group

Our control group is comprised of 20 water and wastewater providers who have faithfully participated in the survey for the past 13 years. They represent a cross section of utilities across the state. The two charts below represent our control group responses.



The average monthly residential water rate has increased \$1.08 or 4.8% from last year. The average rate has risen 44% over the past decade.



The average monthly residential wastewater rate has increased \$1.82 or 6.6% from last year. The average rate has risen 72% over the past decade.

## Rate Summaries

The tables below were compiled from all responses received and were not limited to the control group.

Water Rate Summary	Replies	Avg.	Median
Residential Connections	165	9,668	1,958
Non-residential Connections	163	681	161
Monthly Residential Rate (In)	168	\$25.72	\$24.75
Monthly Residential Rate (Out)	84	\$37.64	\$34.49
Monthly B/C/I Rate per 1 million gallons (In)	148	\$4,102	\$3,758
Monthly B/C/I Rate per 1 millions gallons (Out)	66	\$5,607	\$5,324

Wastewater Rate Summary	Replies	Avg.	Median
Residential Connections	160	9,190	1,391
Non-residential Connections	158	699	155
Monthly Residential Rate (In)	163	\$31.45	\$30.25
Monthly Residential Rate (Out)	72	\$47.26	\$43.07
Monthly B/C/I Rate per 1 million gallons (In)	146	\$5,264	\$4,795
Monthly B/C/I Rate per 1 millions gallons (Out)	52	\$7,940	\$6,793

The data presented herein was provided by respondents and is assumed to be correct. In some cases, the respondent was contacted by telephone and interviewed to verify or clarify responses. However, Draper Aden Associates, the Virginia Association of Counties, the Virginia Municipal League, the Virginia Section of AWWA, and the Virginia Water Environment Association cannot warrant the accuracy of the information presented in this report.

# Connection Fees & Capital Recovery Charges

The 2009 survey asked a series of questions designed to provide information concerning the costs included in connection fees and in the capital recovery charges. While many utilities charge connection fees and capital recovery charges, the terms used to describe these types of charges vary quite a bit from one utility to another. For the purposes of this survey and report, connection fees are defined as "charges for tapping into the water main and running a line to the water meter or tapping into a sewer line and running a service line to the property line." Capital recovery charges are charges for buying into the existing system or charges that recognize the cost of adding capacity to the system.

## Fee & Charge Summaries

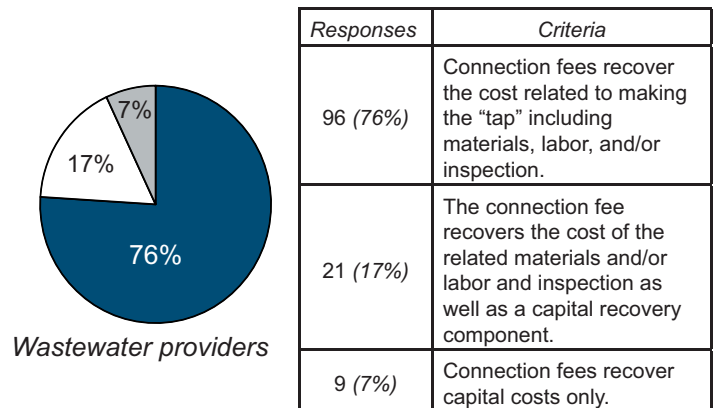
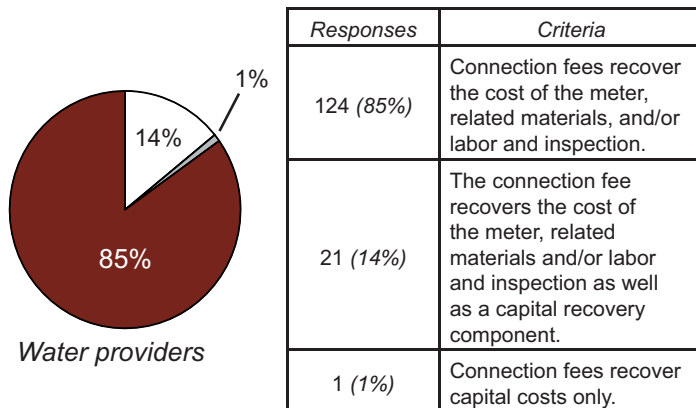
The tables below were compiled from all responses received and were not limited to the control group.

Residential Connection Fees	Water	Wastewater
Average	\$1,894	\$2,440
High	\$30,000	\$25,000
Low	\$20	\$44
Median	\$1,000	\$1,000

Residential Capital Recovery Charges	Water	Wastewater
Average	\$3,562	\$5,348
High	\$25,754	\$21,600
Low	\$50	\$200
Median	\$3,000	\$3,957

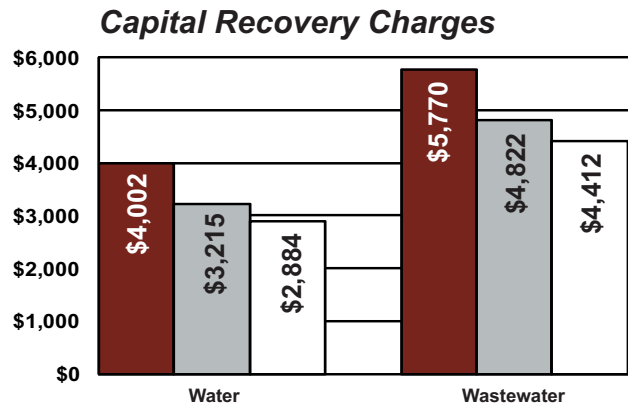
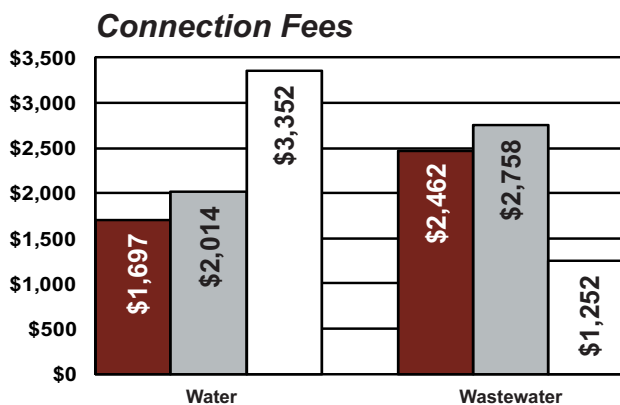
## Cost Considerations

Survey participants were asked "What costs are included in your water service and wastewater service connection fees?" The responses provided are as follows:



## Fees & Charges by System Size

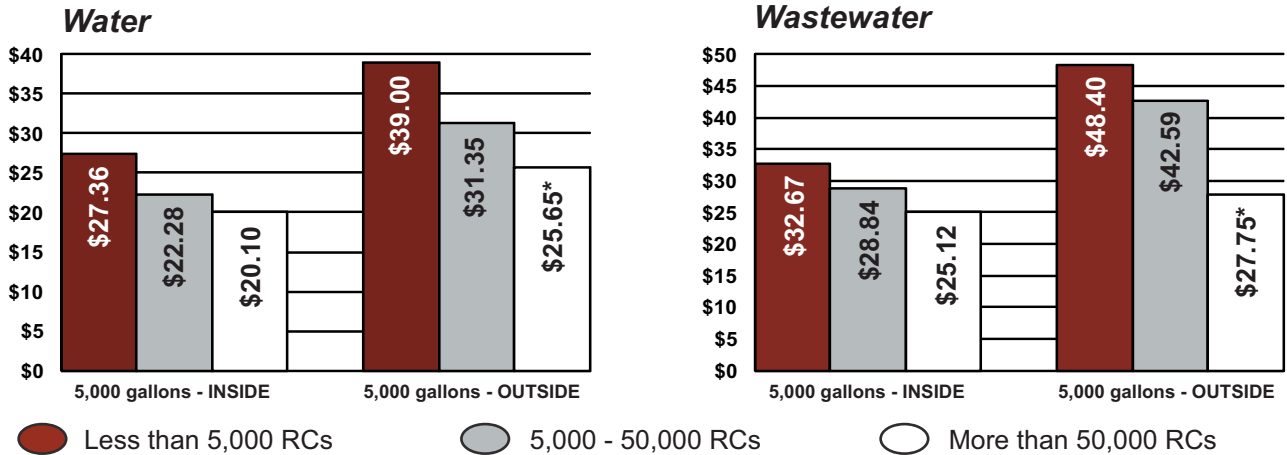
The charts below represent average residential connection fees and capital recovery charges by system size.



● Less than 5,000 RCs     
 ● 5,000 - 50,000 RCs     
 ● More than 50,000 RCs

# Water & Wastewater Rate Data by System Size

The charts below represent average monthly residential rates by system size. \*There was insufficient data in this column for an average. This number represents the single entry.



## Water & Wastewater Rate Tables

Key to Rate Tables: “Cost” - customer pays the cost of making the connection, “Cost +” or “+” - the customer pays the cost to make the connection, plus an additional fee, “+ meter” - customer is charged that fee plus the cost of the meter, “+ labor” - customer is charged that fee plus the cost of labor, “DFU” (drainage fixture unit) - the customer pays that fee per the number of fixtures in the structure, “T&M” - customer is charged the cost of time and materials. Commercial rates have been printed where localities have indicated separate rate structures for business, commercial and industrial rates. Only inside rates have been printed for connection fees and capital recovery charges.

Water Data								
Locality	# Residential Water Units	# Non-Residential Water Units	Residential Water Rate Inside (5,000 gallons /month)	Residential Water Rate Outside (5,000 gallons /month)	Last Water Rate Change	Water Rate- Business Inside (1 million gal. /month)	Residential Connection Fee	Residential Capital Recovery Charge
Albemarle County Service Authority	23,489	2,864	\$29.39		2009	\$6,265.75	\$710	\$3,332
Alberta, Town of	211	20	\$23.96	\$47.92	2008		\$2,103	
Alleghany County	2,622	184	\$35.00		2009	\$5,507.50	\$1,000	
Altavista, Town of	1,628	51	\$8.55	\$17.19	2007	\$1,710.00	\$350	
Amherst County Service Authority	6,829	509	\$28.85		2009	\$3,979.59	\$970	\$2,070
Amherst, Town of	1,108	155	\$25.25	\$46.50	2009	\$6,383.33	\$500	\$1,700
Appalachia, Town of	1,127	65	\$28.40	\$40.86	2008		\$300	
Appomattox, Town of	877	675	\$33.00	\$50.35	2008	\$5,804.00	\$1,200	
Arlington County	34,763	2,077	\$17.10		2009	\$3,420.00	\$3,200	\$69/DFU
Augusta County Service Authority	15,292	1,057	\$25.62		2009	\$3,828.60	\$3,605	
Bedford County Public Service Authority	7,946	370	\$35.00		2009	\$5,064.00	\$1,000	\$2,250
Bedford, City of	2,970	539	\$18.20	\$27.06	2009	\$2,256.66	\$795	\$1,000
Big Stone Gap, Town of	2,059	1,891	\$32.50	\$48.75	2007	\$5,007.50	\$20	
Blacksburg, Town of	8,491	346	\$20.45	\$35.76	2009	\$3,582.55	\$2,143	\$536
Bland County Service Authority	449	143	\$43.75		2005	\$3,677.50	\$650	
Bluefield, Town of	2,200	100	\$33.27	\$49.91	2009	\$4,585.57	\$350	
Boones Mill, Town of	242	38	\$33.00	\$47.00	2009	\$4,015.00	\$1,500	
Botetourt County	963	185	\$31.00		2007	\$4,750.12	\$1,000	\$3,000
Bridgewater, Town of	2,001	135	\$18.82	\$24.86	2009	\$3,588.22	\$1,500	
Bristol Virginia Utilities Board	6,848	1,123	\$21.33	\$32.00	2009	\$2,305.91	\$900	
Broadway, Town of	1,463	111	\$16.65		2009	\$3,243.61	\$3,000	
Buckingham County	312	95	\$41.72		2009	\$10,419.57	\$2,000	

<b>Water Data</b>								
<b>Locality</b>	<b># Residential Water Units</b>	<b># Non-Residential Water Units</b>	<b>Residential Water Rate Inside (\$,000 gallons /month)</b>	<b>Residential Water Rate Outside (\$,000 gallons /month)</b>	<b>Last Water Rate Change</b>	<b>Water Rate-Business Inside (1 million gal. /month)</b>	<b>Residential Connection Fee</b>	<b>Residential Capital Recovery Charge</b>
Buena Vista, City of	2,512	199	\$24.40		2006	\$4,880.00	\$500	
Campbell County Utilities & Service Authority	8,769	481	\$31.96		2008	\$5,141.72	\$950	\$1,500
Cape Charles, Town of	1,150	94	\$37.99		2009	\$4,993.85	\$875	\$5,100
Carroll County Public Service Authority	2,400	185	\$38.50		2008	\$4,125.49	\$1,200	
Charlottesville, City of	12,627	1,590	\$36.69		2009	\$6,543.20		\$2,800
Chase City, Town of	1,121	158	\$17.94	\$26.91	2008	\$1,317.15	\$600	
Chatham, Town of	776	226	\$17.00	\$26.50	2009		\$500	
Chesterfield County	113,000	3,986	\$15.10		2009	\$1,789.75	\$1,615	\$4,025
Chincoteague, Town of			\$20.64		2009	\$4,734.54	\$4,328	
Christiansburg, Town of	8,813	1,130	\$17.75	\$26.63		\$2,274.25	\$2,000	
Claremont, Town of	288	12	\$20.00		2009		\$1,100	
Clarke County Sanitary Authority	377	44	\$39.70		2009	\$7,940.00		\$13,800
Clarksville, Town of	724	126	\$58.00	\$115.50	2009	\$6,806.60	\$1,000	
Coeburn, Town of	1,407	158	\$26.98	\$37.85	2005	\$3,806.99	\$400	
Colonial Beach, Town of	2,242	105	\$14.10	\$21.15	2009	\$1,218.75	\$4,500	
Colonial Heights, City of	7,621	580	\$10.70	\$13.53	2008	\$1,331.00	\$2,000	
Courtland, Town of			\$11.00	\$13.00	1994		\$1,200	
Covington, City of	2,592	325	\$19.00	\$33.00	2009	\$1,004.48	\$700	
Craigsville, Town of	82	2	\$15.00		2009	\$3,995.00	\$2,000	
Crewe, Town of	1,024	93	\$25.00	\$26.30	2006	\$5,000.00	\$300	
Culpeper County		16			2008		\$8,500	
Culpeper, Town of	5,740	605	\$27.80	\$41.10	2009	\$3,327.00	\$6,500	T&M
Cumberland County	25	20	\$37.00			\$4,017.00	\$4,000 + labor	
Danville, City of	15,394	2,541	\$18.59		2006	\$2,324.22	\$1,413	
Dayton, Town of	624	112	\$14.70		2009	\$2,575.20	\$3,000	
Dendron, Town of	130	8	\$18.00	\$25.00	2005		\$1,000	
Dickenson County Public Service Authority	3,904	75	\$50.50		2009		\$700	
Dinwiddie County Water Authority	3,405	158	\$19.87		2008	\$2,259.52	\$2,151	
Dryden Water Authority	590	30	\$44.50		2007		\$450	
Dublin, Town of	2,605	126	\$24.25	\$33.00	2003	\$3,755.50	\$500	
Edinburg, Town of	589	64	\$27.20	\$40.80	2009		\$5,000	
Emporia, City of	4,277	736	\$25.70		2008	\$3,603.45	\$1,500	
Exmore, Town of	606	124	\$17.50	\$20.50	2001		\$500	
Fairfax Water	306,609	8,716	\$11.50		2009	\$1,868.17	\$12,400	\$3,950
Fairfax, City of	10,143	1,414	\$6.42		2009	\$3,694.19	\$1,979	\$3,500
Falls Church, City of	30,600	3,000	\$17.64		2005	\$3,090.40	\$2,344	\$2,750
Farmville, Town of	2,957	616	\$17.96	\$26.94	2007	\$1,991.26	\$2,500	
Fauquier County Water and Sanitation Authority	5,480	270	\$31.65		2009	\$5,740.00		\$5,800
Ferrum Water & Sewerage Authority	185	28	\$32.00		2006	\$4,980.00	\$850	\$1,500
Floyd County Public Service Authority	379	133	\$26.20		2008		Cost + 20%	\$1,000
Franklin, City of	3,226	250	\$26.77	\$33.54	2008	\$2,842.62	\$3,500	
Frederick County Sanitation Authority	12,312	684	\$21.03		2009	\$3,335.58	\$2,250	\$3,080
Fredericksburg, City of	5,810	1,744	\$16.94		2009	\$1,817.30	\$950	\$2,250
Front Royal, Town of	6,010	889	\$16.69	\$33.38	1999	\$5,111.09	\$5,000	
Galax, City of	2,450	450	\$16.67	\$33.33	2006	\$1,498.52	\$500	
Gate City, Town of	1,143	142	\$36.00	\$43.00	2007		\$150	\$50

<b>Water Data</b>								
<b>Locality</b>	<b># Residential Water Units</b>	<b># Non-Residential Water Units</b>	<b>Residential Water Rate Inside (5,000 gallons /month)</b>	<b>Residential Water Rate Outside (5,000 gallons /month)</b>	<b>Last Water Rate Change</b>	<b>Water Rate-Business Inside (1 million gal. /month)</b>	<b>Residential Connection Fee</b>	<b>Residential Capital Recovery Charge</b>
Glen Lyn, Town of	95	11	\$26.00	\$32.50	2007	\$4,050.00	\$300	
Gloucester County	5,073	823	\$45.54		2009	\$9,427.00	\$3,500	\$500
Goochland County	64	62	\$34.14		2008	\$4,472.97	\$3,000	
Goochland County (Tuckahoe Creek)	537	435	\$31.14		2008	\$5,017.29	\$3,000	
Gordonsville, Town of	696	88	\$37.85	\$58.95	2008	\$4,321.35	Cost	\$5,000
Goshen, Town of	180	8	\$20.00		2007	\$120.00	\$1,200	
Greensville County Water and Sewer Authority	1,741	107	\$24.66		2009	\$5,044.18	\$960	\$400
Gretna, Town of			\$24.30	\$48.60	2008	\$2,691.90	\$160	
Halifax County Service Authority	4,120	380	\$24.00	\$37.75	2009	\$2,667.76		\$1,250
Hamilton, Town of	665	4	\$40.00	\$47.00	2008	\$11,482.50	\$30,000	
Hanover County	18,187	1,743	\$36.88		2009	\$6,306.51		\$5,161
Harrisonburg, City of	12,383	2,100	\$13.08	\$21.46	2008	\$2,016.33	\$2,500	
Henrico County	121,437	5,779	\$19.94		2008	\$3,094.00	\$3,870	\$1,720
Henry County Public Service Authority	12,521	943	\$30.00		2006	\$6,015.00	\$1,300	
Herndon, Town of	7,798	472	\$17.00		2009	\$2,952.08	\$3,120	\$4,200
Hillsville, Town of	1,250	199	\$21.83	\$31.07	2005	\$4,500.44	\$600	
Independence, Town of	465	138	\$25.00	\$31.25	2007	\$3,756.25	\$325	
James City Service Authority	18,418	606	\$14.25		2008	\$3,450.00	\$4,200	\$1,300
Jonesville, Town of	883	35	\$34.75	\$42.70	2008	\$2,500.00	\$350	
Kenbridge, Town of	500	92	\$26.00	\$34.43	2007	\$5,498.50	\$500	
Keysville, Town of	431	97	\$25.50	\$51.00	2003	\$3,010.50	\$750	
Kilmarnock, Town of	776	282	\$20.75	\$31.12	2006	\$5,613.50	\$345	\$1,710
King George County	1,727	51	\$12.30		2009	\$4,920.00	\$831	\$2,526
King William County	149	51	\$27.50		2009	\$5,500.00	\$3,500	
LaCrosse, Town of	365	40	\$29.72	\$51.70	2009	\$4,110.22	\$550	
Lawrenceville, Town of	843	152	\$19.00	\$33.25	2008	\$3,008.00	\$400	
Leesburg, Town of	16,128	987	\$18.30	\$34.55	2009	\$3,350.25	\$50	\$4,683
Lexington, City of	2,362	400	\$17.49	\$20.99	2009	\$7,594.00	\$1,000	
Loudoun Water	67,454	2,274	\$15.41		2008	\$2,464.25	\$320	\$4,225
Louisa County Water Authority (Northeast Creek)	91	67	\$15.00		2007	\$3,000.00	\$1,000	\$3,750
Louisa County Water Authority (Zion Crossroads)	280	20	\$15.00		2003	\$3,000.00	\$1,000	\$3,750
Louisa, Town of	616	161	\$23.75	\$26.85	2008	\$2,760.10	\$6,000	\$4,500
Luray, Town of	2,046	300	\$27.00	\$40.50	2009	\$4,010.00	\$1,000	\$3,320
Lynchburg, City of	22,000	2,000	\$16.12		2009	\$2,856.05	\$950	\$1,220
Manassas, City of	9,473	1,287	\$17.60		2009	\$2,261.00	\$625	\$4,200
Martinsville, City of	6,800	500	\$19.61	\$29.41	2007	\$2,276.05	\$675	
Middleburg, Town of	374	111	\$77.57	\$110.57	2009		\$500	\$5,892
Mineral, Town of	270	45	\$34.20	\$37.80	2008		\$4,000	
Montgomery County Public Service Authority	2,627	24	\$37.80		2007	\$6,634.65	\$725	\$2,500
Montross, Town of	21	16	\$45.00					
Mount Jackson, Town of	749	114	\$23.90	\$35.85	2009	\$4,780.00	\$5,000	
Nelson County	80	14	\$32.10		2006	\$6,101.60	\$2,000	
Nelson County Service Authority (Lovingston)	643	70	\$35.30		2009	\$7,647.05	Cost	\$4,000
Nelson County Service Authority (Wintergreen)	23,090	25	\$35.30		2009	\$7,647.05	Cost	\$4,000
New Kent County	1,883	67	\$25.87		2009	\$5,749.16	\$3,975	
New Market, Town of	1,014	123	\$17.80	\$31.11	2009	\$3,201.80	\$4,500	

<b>Water Data</b>									
<b>Locality</b>	<b># Residential Water Units</b>	<b># Non-Residential Water Units</b>	<b>Residential Water Rate Inside (\$,000 gallons /month)</b>	<b>Residential Water Rate Outside (\$,000 gallons /month)</b>	<b>Last Water Rate Change</b>	<b>Water Rate-Business Inside (1 million gal. /month)</b>	<b>Residential Connection Fee</b>	<b>Residential Capital Recovery Charge</b>	
Norfolk, City of	61,205	4,543	\$25.00	\$25.65	2009	\$5,000.00	\$525		
Norton, City of	1,930	348	\$32.05	\$49.95	2009	\$3,768.30	\$240		
Orange, Town of	1,726	355	\$26.60	\$64.90	2006	\$4,075.10	\$50	\$4,000	
Pamplin, Town of	92	12	\$22.36		2006		\$754		
Pearisburg, Town of	1,459	150	\$31.38	\$54.91	2008	\$3,932.38	\$500		
Pembroke, Town of	767		\$30.58		2000		\$500		
Pennington Gap, Town of	881	132	\$25.40	\$29.40	1997	\$6,661.99	\$450		
Pound, Town of	1,096	79	\$28.60	\$39.60	2009	\$4,406.60	\$400		
Powhatan County		44					\$2,400		
Prince George County	4,167	123	\$18.25		2008	\$2,426.00	Cost + 10%	\$3,000	
Pulaski County Public Service Authority	4,074	241	\$21.50		2002	\$2,556.00	\$350		
Pulaski, Town of	4,103	370	\$18.50	\$34.00	2007	\$1,881.38	\$470		
Purcellville, Town of	2,239	298	\$31.38	\$62.76	2009		\$275	\$25,754	
Radford, City of	5,198	446	\$17.45		2009	\$3,150.00	\$1,000	\$200	
Rapidan Service Authority	6,931	477	\$19.50		2001	\$3,303.00	Cost +	\$10,000	
Remington, Town of	598		\$23.00	\$38.50	2007	\$3,008.00	\$7,500		
Richlands, Town of	2,343	305	\$24.75	\$33.00	2006	\$3,519.33	\$400		
Richmond, City of	51,700	10,000	\$29.17		2009	\$2,726.48	\$4,450	\$500	
Rockbridge County Public Service Authority	1,708	269	\$26.05		2008	\$3,959.61	\$1,040	\$4,000	
Rockingham County	3,820	315	\$14.89	\$23.75	2008	\$3,507.33	\$3,275		
Rocky Mount, Town of	2,409	377	\$17.95	\$35.90	2007	\$3,157.20	\$1,000		
Round Hill, Town of	1,171	25	\$34.75	\$52.15	2009	\$6,950.00	\$500	\$6,795	
Rural Retreat, Town of	1,026	98	\$24.75	\$43.13	2009	\$5,095.90	\$1,000		
Rye Valley Water Authority	520	23	\$32.00		2001	\$4,012.00	\$500		
Saint Paul, Town of	608	59	\$19.88	\$36.38	2006	\$3,253.63	\$500		
Salem, City of	7,583	1,686	\$20.15		2005	\$3,898.30	\$925		
Smithfield, Town of	3,103	431	\$22.40	\$25.60	2005	\$2,559.65	\$660		
Smyth County	2,400	100	\$41.00		2008	\$7,962.50	\$545		
South Hill, Town of	2,150	425	\$30.50	\$58.00	2009	\$3,760.00	\$1,000		
Southampton County	812	82	\$27.00		2009	\$4,007.00	\$1,000	\$4,000	
Spotsylvania County	26,107	1,781	\$20.29		2008	\$8,180.87	\$1,290	\$4,920	
Stafford County	29,642	1,516	\$13.77		2008	\$2,833.51	\$1,450	\$5,600	
Stanley, Town of	1,522	82	\$18.50	\$22.50	2009	\$842.25	\$2,500	\$1,125	
Stoney Creek Sanitary District	1,514	10	\$33.12		2008	\$5,505.12	\$7,000		
Stuart, Town of	485	139	\$27.20	\$38.13	2006	\$3,423.20	\$600		
Sussex Service Authority	1,230	105	\$15.00		1987	\$3,500.00	\$1,500		
Tappahannock, Town of	1,084	277	\$13.63	\$20.44	2009	\$2,003.63	\$700	\$1,500	
Tazewell, Town of	1,980	38	\$30.20	\$45.25	2008	\$3,462.95	\$500		
Timberville, Town of	1,078	35	\$16.55		2009	\$3,480.30	\$3,000		
Toms Brook-Maurertown Sanitary District	509	22	\$39.75		2008	\$5,263.50	\$7,000		
Victoria, Town of	978	55	\$32.58	\$49.10	2006	\$8,270.00	\$500		
Vinton, Town of	4,987	504	\$15.35	\$16.19	2008	\$2,929.54	\$2,195	\$2,560	
Virginia Beach, City of	174,672	6,278	\$24.60		2009	\$4,158.70	\$285	\$92/DFU	
Warrenton, Town of	4,133	547	\$13.30	\$19.95	2003	\$3,097.80	\$1,500		
Washington County Service Authority	20,500	950	\$31.19		2009	\$3,135.95	\$1,200	\$1,440	
Waynesboro, City of	7,540	882	\$20.65	\$38.30	2009	\$3,561.00	\$800	\$2,725	

<b>Water Data</b>									
Locality	# Residential Water Units	# Non-Residential Water Units	Residential Water Rate Inside (\$,000 gallons /month)	Residential Water Rate Outside (\$,000 gallons /month)	Last Water Rate Change	Water Rate-Business Inside (1 million gal./month)	Residential Connection Fee	Residential Capital Recovery Charge	
West Point, Town of	1,182	135	\$15.00		2007	\$4,393.00	\$500	\$3,500	
Western Virginia Water Authority (Roanoke City)	31,404	3,125	\$19.80		2009	\$3,382.75	\$2,000	\$2,500	
Western Virginia Water Authority (Roanoke Co.)	20,003	1,147	\$20.50		2009	\$3,403.75	\$2,000	\$2,500	
Williamsburg, City of	3,700	780	\$20.00	\$24.00	2009	\$4,000.00	\$800	\$5,000	
Winchester, City of	9,785	1,395	\$25.75	\$38.74	2009	\$4,080.86	\$5,000		
Windsor, Town of	1,009	55	\$26.75	\$29.75	2009	\$5,350.00	\$1,030	\$5,000	
Woodway Water Authority	1,289	41	\$41.00		2007		\$500	\$100	
WPOA Water Authority	73		\$53.47		2009		\$1,700		
Wythe County	1,958	147	\$38.00		2009	\$8,993.00	\$1,000		
Wytheville, Town of	3,889	677	\$26.20	\$52.40	2009	\$2,289.20	\$1,500 + meter		

<b>Wastewater Data</b>									
Locality	# Residential Wastewater Units	# Non-residential Wastewater Units	Residential Wastewater Rate Inside (\$,000 gal./month)	Residential Wastewater Rate Outside (\$,000 gal./month)	Last Wastewater Rate Change	Wastewater Rate-Business Inside (1 million gal./month)	Residential Connection Fee	Residential Capital Recovery Charge	
Abingdon, Town of	4,174	711	\$32.04	\$41.66	2009	\$4,817.66	\$1,000		
Albemarle County Service Authority	20,350	2,627	\$36.05		2009	\$7,210.00	Cost	\$3,957	
Alberta, Town of	117	10	\$29.74	\$59.48	2008		\$3,310		
Alexandria Sanitation Authority	7,686	2,407	\$30.55		2008	\$6,110.00			
Alleghany County	1,898		\$35.00		2009	\$6,751.25	\$1,000		
Altavista, Town of	1,243	47	\$10.20	\$20.40	2007	\$2,040.00	\$1,100		
Amherst County Service Authority	1,096	238	\$26.74		2009	\$5,347.59	\$870	\$2,555	
Amherst, Town of	673	136	\$30.00	\$60.00	2009	\$8,000.00	\$500	\$2,500	
Appalachia, Town of			\$32.64	\$41.69	2008		\$300		
Appomattox, Town of	295	292	\$49.50	\$75.55	2008	\$10,318.16	\$1,900		
Arlington County	34,426	1,770	\$38.90		2009	\$7,780.00		\$95/DFU	
Augusta County Service Authority	9,529	715	\$38.91		2009	\$6,453.81	\$5,805		
Bedford County Public Service Authority	1,292	143	\$40.00		2009	\$6,064.00	\$1,000	\$3,000	
Bedford, City of	2,381	475	\$33.35	\$45.85	2009	\$4,433.60	\$1,040	\$1,500	
Big Stone Gap, Town of	2,015	673	\$33.00	\$53.00	2009	\$6,185.00			
Blacksburg, Town of	7,809	316	\$26.43	\$46.27	2009	\$4,772.58	\$3,262	\$2,500	
Bland County Service Authority			\$34.50		2005	\$9,719.50	\$400		
Boones Mill, Town of	39	26	\$33.00	\$47.00	2009	\$4,015.00	\$1,500		
Botetourt County	2,484	296	\$27.00		2007	\$4,750.12	\$1,250	\$2,500	
Bridgewater, Town of	1,899	120	\$30.19		2009	\$6,046.94	\$5,500		
Bristol Virginia Utilities Board	6,693	1,046	\$19.81	\$29.72	2006	\$2,487.00	\$1,005		
Broadway, Town of	1,403	95	\$17.65		2009	\$3,305.91	\$3,100		
Buckingham County	174	42	\$41.72		2009	\$10,419.57	\$2,500		
Buena Vista, City of	2,420	167	\$26.95		2006	\$5,390.00	\$330		
Campbell County Utilities & Service Authority	2,244	248	\$29.82		2008	\$5,949.21	\$750	\$1,900	
Cape Charles, Town of	1,150	95	\$46.63		2009	\$7,777.75	\$875	\$13,150	
Carroll County Public Service Authority	800	90	\$46.50		2008	\$7,515.75	\$1,225		
Charlottesville, City of	12,524	1,551	\$31.00		2009	\$5,404.20		\$3,210	
Chase City, Town of	1,121	158	\$18.94	\$28.41	2008		\$400		
Chatham, Town of	494	130	\$22.55	\$44.30	2009		\$500		

<b>Wastewater Data</b>									
<b>Locality</b>	<b># Residential Wastewater Units</b>	<b># Non-residential Wastewater Units</b>	<b>Residential Wastewater Rate Inside (\$/1,000 gal./month)</b>	<b>Residential Wastewater Rate Outside (\$/1,000 gal./month)</b>	<b>Last Wastewater Rate Change</b>	<b>Wastewater Rate-Business Inside (1 million gal./ month)</b>	<b>Residential Connection Fee</b>	<b>Residential Capital Recovery Charge</b>	
Chesterfield County	98,000	3,536	\$22.32		2009	\$2,205.50		\$3,140	
Christiansburg, Town of	9,281	416	\$28.60	\$42.90		\$5,700.10	\$2,000		
Claremont, Town of	36		\$48.50		2009		\$44		
Clarke County Sanitary Authority	275	37	\$40.84		2009	\$8,955.93		\$16,200	
Clarksville, Town of	678	132	\$57.50	\$131.25	2009	\$7,939.00	\$800		
Coeburn, Town of	975	137	\$35.08	\$49.21	2005	\$4,948.97	\$375		
Colonial Beach, Town of	2,242	105	\$45.90	\$68.85	2009	\$3,659.85	\$7,500		
Colonial Heights, City of	757	511	\$23.77	\$30.76	2008	\$3,259.96	\$3,000		
Covington, City of	2,590	325	\$28.00		2009	\$1,011.99	\$700		
Craigsville, Town of	352	1	\$34.00			\$6,999.00	\$3,000		
Crewe, Town of	957	75	\$35.00	\$36.30	2006	\$7,000.00	\$800		
Culpeper County	37	16			2008		\$16,500		
Culpeper, Town of	5,550	526	\$29.95	\$43.35	2009	\$5,107.00	\$10,000	T&M	
Cumberland County	219	63	\$25.00		2006	\$2,976.19	\$800		
Danville, City of	14,450	2,215	\$30.25		2008	\$3,745.93	\$675		
Dayton, Town of	587	84	\$20.60		2009	\$3,991.60	\$3,800		
Dickenson County Public Service Authority	479	60	\$52.52		2009		\$550		
Dinwiddie County Water Authority	3,317	127	\$28.58		2008	\$2,997.52	\$4,100		
Dublin, Town of	1,160	128	\$17.91	\$20.00	2007	\$3,062.18	\$400		
Edinburg, Town of	580	64	\$28.20	\$42.30	2009		\$10,000		
Emporia, City of	4,277	736	\$35.33		2008	\$5,025.90	\$2,000		
Exmore, Town of	201	32	\$30.00		2005		\$3,500		
Fairfax County Wastewater Mgt. Program	332,000	22,200	\$24.16		2009	\$4,501.67	\$600	\$7,310	
Fairfax, City of	7,328	1,104	\$5.75		2009	\$1,673.88	\$5,247		
Falls Church, City of	4,150	450	\$29.55		2005	\$5,910.00	\$75	\$6,700	
Farmville, Town of	2,934	616	\$19.76	\$29.64	2007	\$2,190.00	\$2,500		
Fauquier County Water & Sanitation Authority	3,604	230	\$46.70		2009	\$6,566.84		\$11,000	
Ferrum Water & Sewerage Authority	175	28	\$28.50		2006	\$4,744.50	\$1,000	\$2,000	
Floyd County Public Service Authority	288	123	\$34.50		2008		Cost + 20%	\$1,000	
Franklin, City of	3,186	250	\$36.56	\$45.43	2008	\$3,946.90	\$4,500		
Frederick County Sanitation Authority	11,964	621	\$26.47		2009	\$3,949.89	\$1,575	\$11,394	
Fredericksburg, City of	5,768	1,744	\$27.04		2009	\$3,680.00	\$2,100	\$4,750	
Front Royal, Town of	6,016	889	\$19.25	\$38.50	2002	\$5,889.75	\$5,000		
Galax, City of	2,450	450	\$16.67	\$33.33	2006	\$1,498.52	\$500		
Gate City, Town of	873	132	\$36.00		2007				
Glen Lyn, Town of	94	11	\$25.00	\$31.25	2007	\$5,000.00	\$225		
Gloucester County	1,120	601	\$23.33		2009	\$3,036.00	\$3,300	\$1,200	
Goochland County	46	42	\$29.12			\$6,990.00	\$4,000		
Goochland County (Tuckahoe Creek)	537	271	\$25.68			\$6,180.00	\$4,000		
Gordonsville, Town of	663	71	\$45.60	\$48.37	2008				
Greensville County Water and Sewer Authority	1,561	87	\$33.75		2009	\$6,426.12	\$1,320	\$835	
Gretna, Town of			\$20.00	\$40.00	2008	\$2,991.00	\$400		
Halifax County Service Authority	4,070	320	\$30.40	\$42.40	2009	\$2,550.10		\$1,500	
Hamilton, Town of	606	5	\$44.50	\$55.00	2008	\$15,964.50	\$25,000		
Hanover County	16,564	1,614	\$77.37		2008	\$9,593.37		\$7,838	
Harrisonburg, City of	11,004	1,622	\$19.56	\$33.41	2009	\$3,840.46	\$4,500		
Henrico County	119,225	4,956	\$25.76		2008	\$3,274.00	\$4,730	\$3,465	

<b>Wastewater Data</b>									
<b>Locality</b>	<b># Residential Wastewater Units</b>	<b># Non-residential Wastewater Units</b>	<b>Residential Wastewater Rate Inside (\$/1,000 gal./month)</b>	<b>Residential Wastewater Rate Outside (\$/1,000 gal./month)</b>	<b>Last Wastewater Rate Change</b>	<b>Wastewater Rate-Business Inside (\$ million gal./ month)</b>	<b>Residential Connection Fee</b>	<b>Residential Capital Recovery Charge</b>	
Henry County Public Service Authority	7,194	714	\$30.00		2006	\$6,015.00	\$1,300		
Herndon, Town of	7,798	472	\$18.77		2009	\$3,720.00		\$6,250	
Hillsville, Town of	1,050	184	\$30.76	\$44.17	2005	\$5,757.01	\$750		
Hopewell, City of	8,150	260	\$18.40		2009	\$2,824.48	\$150	\$2,026	
Independence, Town of	470	138	\$34.75	\$43.44	2006	\$4,761.00	\$250		
James City Service Authority	18,047	606	\$14.00		2008	\$2,800.00	\$3,360	\$1,050	
Jonesville, Town of	448	30	\$30.16	\$37.06	2008		\$400		
Kenbridge, Town of	438	84	\$42.00	\$63.00	2008	\$4,022.00	\$500		
Keysville, Town of	390	98	\$32.00	\$64.00	2004	\$4,012.00	\$1,000		
Kilmarnock, Town of	740	270	\$39.38	\$59.07	2006	\$12,516.50	\$250	\$7,790	
King George County	1,953	152	\$28.26	\$0.00	2009	\$11,310.00	\$831	\$2,840	
King William County	149	51	\$35.00	\$35.00	2009	\$7,000.00	\$7,750		
LaCrosse, Town of	250	34	\$27.28	\$34.30	2007	\$4,410.28	\$1,100		
Lawrenceville, Town of	728	131	\$15.00	\$26.25	2008	\$3,000.00	\$400		
Leesburg, Town of	16,203	987	\$23.75	\$45.40	2009	\$4,440.25	\$50	\$7,292	
Lexington, City of	2,248	400	\$41.21		2009	\$17,706.00	\$1,000		
Loudoun Water	65,948	1,684	\$19.84	\$27.75		\$3,505.85	\$80	\$6,945	
Louisa County Water Authority (Northeast Creek)	35	42	\$20.00		2007	\$4,000.00	Cost	\$5,250	
Louisa County Water Authority (Zion Crossroads)	280	19	\$20.00		2003	\$4,000.00	Cost	\$5,250	
Louisa, Town of	591	161	\$31.45	\$45.80	2008	\$5,454.10	\$15,000	\$14,000	
Luray, Town of	2,046	300	\$42.00	\$63.00	2009	\$4,771.25	\$1,000	\$5,940	
Lynchburg, City of	18,000	2,000	\$38.97		2009	\$7,425.45	\$1,100	\$1,950	
Manassas, City of	9,421	1,233	\$43.30		2009	\$8,655.00		\$12,360	
Martinsville, City of	6,300	450	\$19.88		2007	\$2,606.88	\$650	\$200	
Middleburg, Town of	370	111	\$63.36	\$88.89	2009		\$500	\$8,674	
Mineral, Town of	121	34	\$36.00		2008	\$606.00	\$8,000		
Montgomery County Public Service Authority	1,356	24	\$37.65		2007	\$6,634.50	\$725	\$3,000	
Montross/Westmoreland Sewer Authority (Coles Point 1)	492	41	\$34.75	\$34.75	2009	\$40.75			
Montross/Westmoreland Sewer Authority (Coles Point 2)	137		\$34.75	\$34.75	2009	\$40.75			
Montross/Westmoreland Sewer Authority (Montross)	315	95	\$33.00	\$33.00	2009	\$61.00			
Montross/Westmoreland Sewer Authority (Washington)	733	12	\$36.00	\$36.00	2009	\$38.00			
Mount Jackson, Town of	749	114	\$34.15	\$51.25	2009	\$6,830.00	\$10,000		
Nelson County	165	16		\$37.09	2006	\$6,852.84	\$2,000		
Nelson County Service Authority (Lovingston)	352	70	\$40.80		2008	\$8,597.80	Cost	\$4,000	
Nelson County Service Authority (Wintergreen)	2,165	21	\$49.50		2008	\$8,606.50	Cost	\$4,000	
New Kent County	640	67	\$35.94		2009	\$8,190.49	\$7,950		
New Market, Town of	924	108	\$57.02	\$99.75	2009	\$10,653.77	\$6,000		
Norfolk, City of	61,022	4,285	\$20.05		2009	\$4,010.00	\$250		
Norton, City of	1,638	335	\$36.83	\$84.90	2009	\$5,633.70	\$175		
Orange, Town of	1,378	301	\$38.88	\$75.88	2006	\$4,116.38		\$16,440	
Pearisburg, Town of	1,459	127	\$33.13		2007	\$3,907.88	\$400		
Pembroke, Town of	663		\$32.95		2000		\$550		
Pennington Gap, Town of	767	128	\$33.10	\$39.72	1999	\$4,709.60	\$300		
Pound, Town of	492	64	\$33.50	\$41.50	2009	\$4,948.80	\$400		
Powhatan County	36	66	\$28.85				\$5,500		
Prince George County	5,167	133	\$29.63		2008	\$4,671.00	Cost + 10%	\$4,000	
Pulaski County Public Service Authority	587	80	\$29.00		2007	\$4,056.00	\$500		

<b>Wastewater Data</b>									
<b>Locality</b>	<b># Residential Wastewater Units</b>	<b># Non-residential Wastewater Units</b>	<b>Residential Wastewater Rate Inside (\$/5,000 gal./month)</b>	<b>Residential Wastewater Rate Outside (\$/5,000 gal./month)</b>	<b>Last Wastewater Rate Change</b>	<b>Wastewater Rate-Business Inside (1 million gal./ month)</b>	<b>Residential Connection Fee</b>	<b>Residential Capital Recovery Charge</b>	
Pulaski County Sewerage Authority	840	136	\$13.00		1987		\$300		
Pulaski, Town of	3,883	370	\$43.69	\$82.18	2007	\$5,888.04	\$600		
Purcellville, Town of	2,239	298	\$48.60	\$97.20	2009			\$21,600	
Radford, City of	4,904	441	\$25.00		2006	\$2,725.00	\$1,500	\$250	
Rapidan Service Authority	5,625	272	\$40.96		2007	\$6,588.06	Cost +	\$10,000	
Richlands, Town of	2,214	288	\$24.75	\$33.00	2006	\$3,519.00	\$300		
Richmond, City of	50,300	8,300	\$44.18		2009	\$5,345.66	\$1,400	\$1,200	
Rockbridge County Public Service Authority	775	90	\$37.40		2008	\$6,260.61	\$840	\$4,500	
Rockingham County			\$23.15		2008	\$4,630.00	\$5,925		
Rocky Mount, Town of	1,607	286	\$17.85	\$35.70	2007	\$3,057.85	\$1,000		
Round Hill, Town of	1,098	25	\$52.10	\$78.15	2008	\$10,420.00	\$800	\$15,600	
Rural Retreat, Town of	855	79	\$24.30		2009	\$4,596.80	\$400		
Saint Paul, Town of	298	59	\$24.85	\$45.48	2006	\$4,067.04	\$350		
Salem, City of	7,245	1,411	\$24.25		2005	\$4,994.25	\$1,900		
Smithfield, Town of	3,735	485	\$14.50	\$18.15	2005	\$2,900.00	\$1,580		
Smyth County	1,200	50	\$41.00		2008	\$8,026.00	\$700		
South Hill, Town of	1,854	369	\$30.50		2009	\$3,760.00	\$1,500		
Southampton County	1,349	157	\$37.00		2009	\$6,007.00	\$1,000	\$6,000	
Spotsylvania County	25,384	1,613	\$20.14		2008	\$4,647.72	\$2,220	\$4,920	
Stafford County	28,326	1,324	\$26.89		2008	\$3,917.34	\$2,100	\$3,500	
Stanley, Town of	927	60	\$27.87	\$31.30	2009	\$1,767.00	\$3,000	\$1,125	
Stoney Creek Sanitary District	1,544	10	\$39.12		2008	\$5,511.62	\$8,500		
Stuart, Town of	348	77	\$28.50	\$32.50	2001	\$5,116.98	\$600		
Sussex Service Authority	1,220	130	\$27.50		1987	\$6,000.00	\$2,000		
Tappahannock, Town of	965	277	\$28.82	\$43.24	2009	\$5,043.62	\$700	\$6,200	
Tazewell, Town of	1,837	31	\$34.87	\$70.16	2009	\$3,994.97	\$500		
Timberville, Town of	1,040	47	\$20.84		2009	\$3,733.34	\$3,000		
Toms Brook-Maurertown Sanitary District	550	41	\$40.75		2008	\$11,704.50	\$8,500		
Victoria, Town of	960	55	\$16.58	\$24.78	2006	\$7,443.00	\$500		
Vinton, Town of	4,652	504	\$18.73		2008	\$2,715.18	\$2,065	\$2,675	
Virginia Beach, City of	73,907	5,695	\$19.54		2009	\$243.64	\$450	\$59/DFU	
Warrenton, Town of	3,721	506	\$29.40	\$44.10	2003	\$6,198.40	T&M		
Washington County Service Authority	1,500	120	\$49.08		2009	\$6,322.28	\$900	\$2,033	
Waynesboro, City of	6,958	802	\$34.55	\$61.15	2009	\$5,328.00	\$800	\$4,250	
Western Virginia Water Authority (Roanoke City)	30,064	3,058	\$24.00		2009	\$3,525.00	\$2,000	\$2,500	
Western Virginia Water Authority (Roanoke County)	17,078	1,061	\$25.00		2009	\$3,470.00	\$2,000	\$2,500	
Williamsburg, City of	3,100	660	\$16.85		2009	\$3,370.00	\$800	\$3,000	
Winchester, City of	9,810	1,400	\$33.20		2009	\$6,640.00	\$7,400		
Wythe County	499	83	\$35.80		2003	\$8,878.45	\$500		
Wytheville, Town of	3,744	677	\$20.69	\$41.38	2009	\$4,272.29	\$1,500		

The following utilities responded to the wastewater questions and are provided wastewater treatment services by the Hampton Roads Sanitation District (HRSD): City of Norfolk, City of Virginia Beach, City of Williamsburg, Town of Smithfield, Gloucester County, and James City Service Authority. We have reviewed the responses to the questions regarding the monthly sewer bill and have determined that none of the utilities listed above included, in their response, the charge paid to HRSD for wastewater treatment. Based on water usage of 5,000 gallons of water per month, the HRSD fee for wastewater treatment would be an additional \$16.88 per month. Similarly, HRSD charges a facility fee for new connections. For a single family home using a 5/8-inch meter, the facility charge collected by HRSD is \$1,715. This fee is in addition to any fees charged by the local utility. Again, this fee is NOT included in the responses listed above. As a result, when comparing the fees and charges in the communities served by HRSD to other localities, it is important to be aware that the fees reflected in the table above do NOT reflect the total cost of wastewater service in these localities.



# Draper Aden Associates

*Engineering • Surveying • Environmental Services*

2206 South Main Street  
Blacksburg, VA 24060  
(540) 552-0444

700 Harris Street  
Charlottesville, VA 22903  
(434) 295-0700

11828 Fishing Point Drive, Suite 118  
Newport News, VA 23606  
(757) 599-9800

8090 Villa Park Drive  
Richmond, VA 23228  
(804) 264-2228

Email: [wssurvey@daa.com](mailto:wssurvey@daa.com)

[www.daa.com](http://www.daa.com)

Change Service Requested