



Draper Aden Associates

Engineering ♦ Surveying ♦ Environmental Services

The Status of Solid Waste Management

Disposal & Environmental Issues Report

for the year 2000



This is the second of two Solid Waste Management Reports issued by Draper Aden Associates for the year 2000. For this survey, we received the majority of our responses from programs in North Carolina, Maryland, Tennessee and here in Virginia. Several localities from South Carolina and West Virginia also responded.

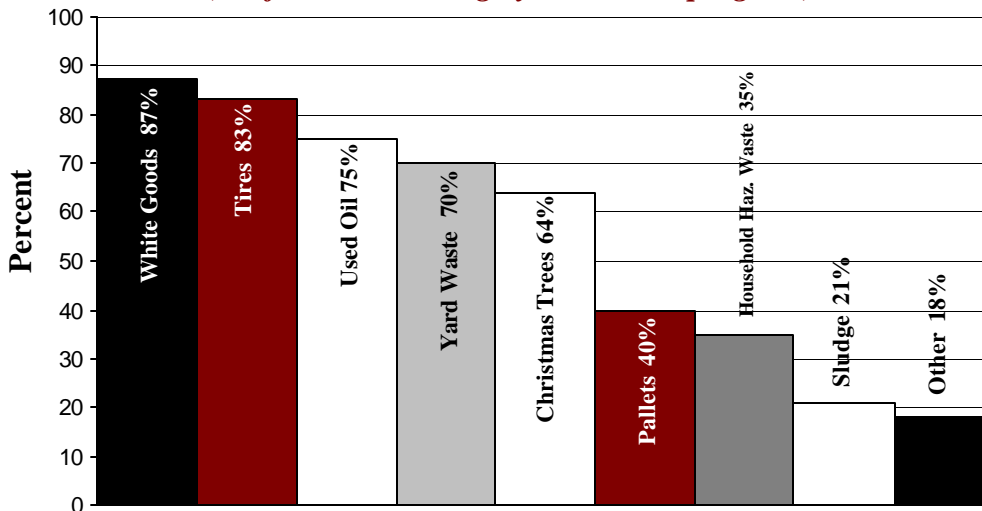
The information provided in this report summarizes the results that we received pertaining to solid waste practices and fees.

Tipping Fee Averages

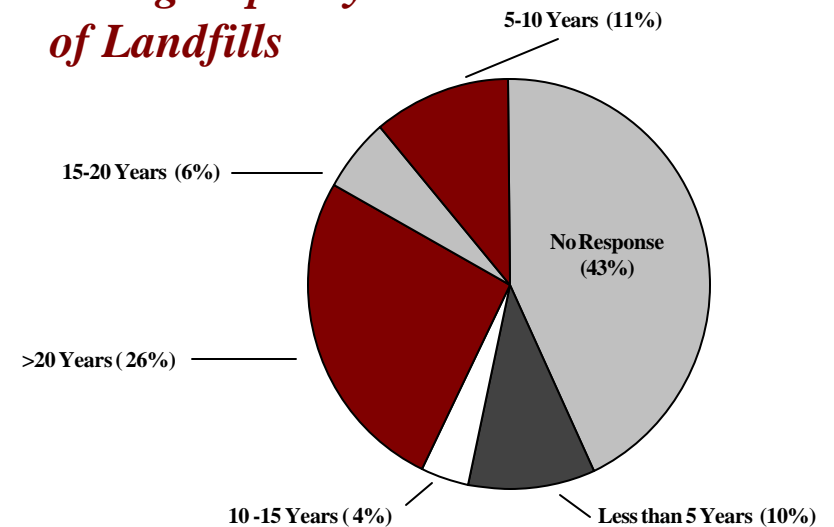
			NC	VA	MD	TN	SC	WV
CDD Landfill	Disposal Fee (\$/ton)	Residential	\$25.05	\$27.36	\$40.13	\$23.54	\$19.67	
		Commercial	\$25.92	\$27.36	\$40.13	\$23.44	\$20.40	
	Gate Fee (\$/ton)	Residential	\$29.56			\$22.38		
		Commercial	\$24.00			\$22.38		
MSW Landfill	Disposal Fee (\$/ton)	Residential	\$33.79	\$36.87	\$44.25	\$34.23	\$27.67	\$43.75
		Commercial	\$35.05	\$38.52	\$50.02	\$30.43	\$29.62	\$43.75
	Gate Fee (\$/ton)	Residential	\$32.40	\$21.24	\$45.75	\$30.79		
		Commercial	\$32.45	\$38.12	\$44.00	\$31.19		
Waste to Energy	Disposal Fee (\$/ton)	Residential	\$32.00	\$40.58	\$40.10	\$40.00		
		Commercial	\$32.00	\$26.50	\$39.26	\$45.00		
	Gate Fee (\$/ton)	Residential						
		Commercial						
MSW Composting	Disposal Fee (\$/ton)	Residential		\$30.00		\$39.90		
		Commercial		\$30.00		\$39.90	\$22.00	
	Gate Fee (\$/ton)	Residential						
		Commercial						
Yard Waste Composting	Disposal Fee (\$/ton)	Residential	\$17.00	\$26.26	\$32.93	\$24.33	\$14.00	
		Commercial	\$17.06	\$28.61	\$29.13	\$24.00	\$17.33	
	Gate Fee (\$/ton)	Residential						
		Commercial						

Special Waste Programs

(% of total answering "yes" to each program)



Remaining Capacity of Landfills

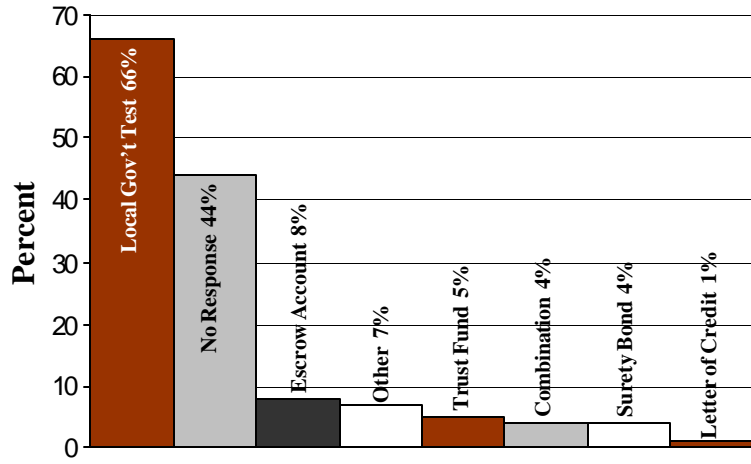


Note: The information in this report was provided by respondents to a survey and is believed to be correct. However, Draper Aden Associates does not warrant the accuracy of this information.

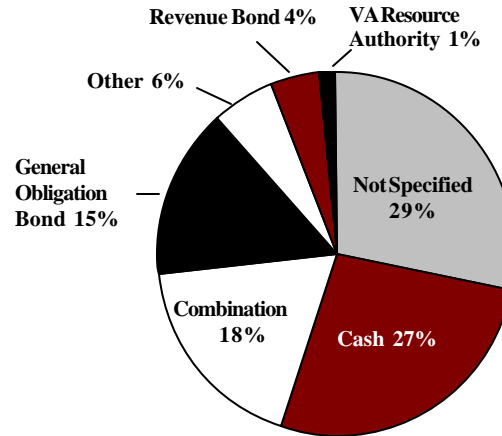
Finance

Financial Assurance

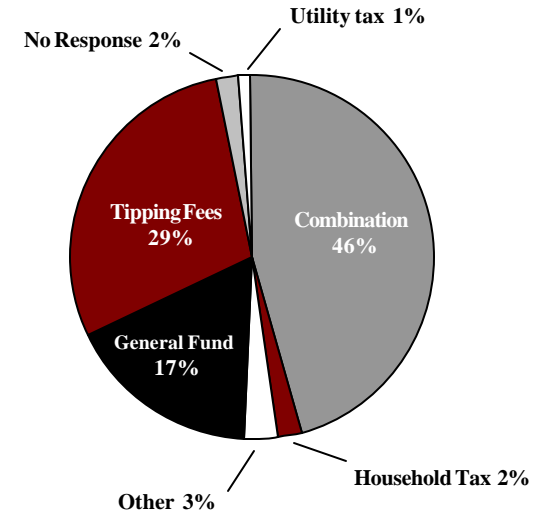
(% of total answering "yes" to each type)



Construction Financing



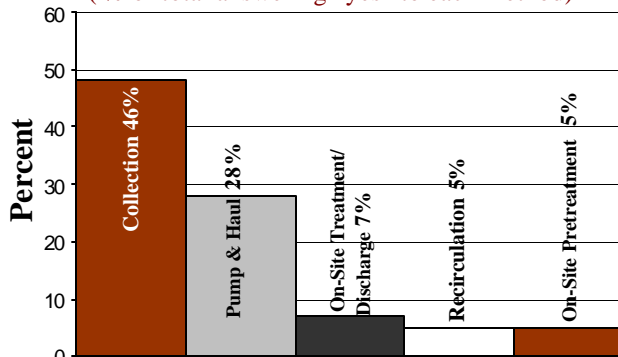
Program Financing



Environmental Issues

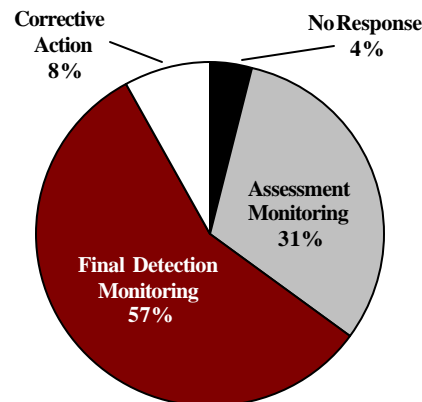
Methods of Leachate Management

(% of total answering "yes" to each method)

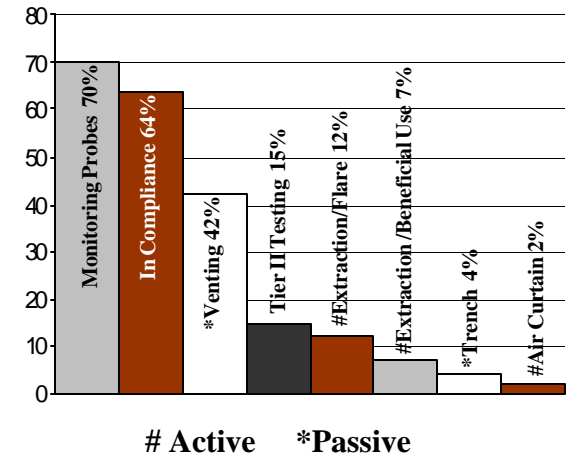


The average cost for leachate management was \$.04/gallon.

Status of Groundwater Programs



Methods of Gas Monitoring



State	Locality	Tons of Waste Per Year Directly Managed	Type of Facility	Number of Facilities	Owner: Local Govt. (LG), Other Locality(OLG), Private (P)	Operator: Local Govt. (LG), Other Locality(OLG), Private (P)	Residential Waste \$/Ton	Commercial Waste \$/Ton	Transfer Cost Included	Residential Gate Fee \$/Ton	Commercial gate fee \$/Ton	Program Funding: General Fund (GF), Tipping Fees (TF), Household Fees (HF), Utility Tax(UT) or Other (O)	Construction Finance: Cash (C), Gen. Obligation Bond (GOB), Revenue Bond (RB), Va. Resource Authority (VRA), Other (O)	Financial Assurance: Local Govt. Test (LGT), Letters of Credit (LC), Surety Bond (SB), Trust Fund(TF), ESCROW Account (EA), Other (O)	Special Programs:Waste Transfer (WT), Baling Waste (B), White Goods (WG), Tires (T), Used Oil (UO), Yard Waste (YW), Pallets (P), Sludges (S), Household Haz. Waste (HHW), Christmas Trees (CT), Other (O).
MD	Anne Arundel County	215,000	MSW Landfill	2	LG, P	LG, P	\$0.00	\$65.00	No			TF, HF	GOB	LGT	WT, WG, T, UO, YW, P, HHW, CT
MD	"	44,000	YW Composting	3	LG, OLG, P	LG, OLG, P	\$24.00		No						
MD	Baltimore	271,000	Waste to Energy	1	P	P	\$36.00	\$36.00	Yes			GF	GOB, RB	LGT	WT, WG, T, UO, YW, S, HHW, CT
MD	"	450,000	MSW Landfill	1	LG	LG	\$67.50	\$67.50	Yes						
MD	Brunswick, City of		YW Composting	1	OLG	OLG	\$40.00		No			TF			WG, YO, YW
MD	"	2,000	MSW Landfill	1	OLG	OLG									
MD	Calvert County	800	YW Composting	1	LG	NS	\$44.00	\$44.00	Yes	\$44.00	\$44.00	TF	GOB	LGT	WT, WG, T, UO, YW, S, HHW, CT
MD	Caroline County	4,900	MSW Landfill	1	P	P	\$47.50		No			GF	GOB	LGT	WG, T, UO, YW, HHW, CT
MD	Carroll County	92,000	Waste to Energy		P	P	\$42.51	\$42.51	Yes			TF	C, GOB	LGT	WT, WG, T, UO, YW
MD	"	13,000	MSW Landfill		LG	LG	\$47.00	\$47.00	No						
MD	Charles County	40,000	MSW Landfill	1	LG	LG	\$57.00	\$57.00	No			TF, HF	C	LGT	WG, T, UO, YW, HHW, CT
MD	"	7,500	YW Composting	1	LG	LG									
MD	Columbia, City of	100,000	MSW Landfill	2	LG, P	LG, P	\$33.00	\$60.00	Yes			TF, HF	GOB	LGT	WT, WG, T, UO, YW, P, HHW, CT
MD	"	8,000	YW Composting	1	P	P									
MD	Dorchester County	35,000	MSW Landfill	1	LG	LG	\$38.25	\$38.25				TF, O	C, GOB	LGT, EA	WG, T, UO, YW, P, S, CT
MD	Hagerstown, City of	11,600	MSW Landfill	1	OLG	OLG	\$45.00		No			TF			CT
MD	"	1,100	YW Composting	1	OLG	OLG	\$35.00		No						
MD	Havre de Grace, City of	300	MSW Composting	1	OLG	OLG	\$0.00		Yes			GF, TF			WG, T, UO, YW, CT, O
MD	"	1,800	Waste to Energy	1	OLG	P	\$42.00		Yes						
MD	"	600	MSW Landfill	1	OLG	OLG	\$42.00		Yes						
MD	"	600	CDD Landfill	1	P	P	\$42.00		Yes						
MD	Laurel, City of	307	YW Composting	1	OLG	OLG	\$20.00	\$20.00				GF, HF			WT, WG, T, UO, YW, HHW, CT
MD	"	7,264	MSW Landfill	2	OLG	OLG	\$48.00	\$48.00							
MD	Ocean City, Town of	32,222	MSW Landfill	1	LG	LG	\$31.50	\$31.50	No			GF	GOB	O	WT, WG, T, UO, P, CT, O
MD	Salisbury, City of	90,000	MSW Landfill	1	LG	LG		\$55.00				TF	O	LGT	WG, T, UO, YW, P, S, CT, O
MD	Southern MD Pro. & Trans.		CDD Landfill	1	P	P			No			TF	C		B, WG, T, O
MD	Takoma Park, City of	4,450	Waste to Energy	1	OLG	OLG	\$44.00		Yes			GF			WG, UO, YW, HHW, CT
MD	"	450	YW Composting	1	OLG	P	\$29.00		Yes						
MD	Talbot County	10,500	MSW Landfill	1	OLG	OLG	\$47.50		Yes	\$47.50		TF	GOB	O	WT, T, UO, HHW
MD	Taneytown, City of	2,000	MSW Landfill	1	P	P	\$27.00		No			GF			WG, UO, YW, S, CT
MD	Towson, City of	257,987	MSW Landfill	2	LG, P	LG, P	\$60.00		No			GF	GOB	LGT	WT, WG, T, UO, YW, HHW, CT, O
MD	"	23,425	YW Composting	2	LG, OLG	LG, OLG	\$51.33		No						
MD	"	96,362	Waste to Energy	1	P	P	\$36.00		No						
MD	Westminster, City of	5,753	MSW Landfill	1	P	P						GF			WT, WG, T, YW, HHW, CT
MD	"	701	YW Composting	1	LG	LG	\$40.00		Yes						
MD	Worcester County	100,285	MSW Landfill	1	LG	LG	\$37.00	\$37.00	No			TF	C	LGT	B, WG, T, UO, YW, P, S, HHW, CT
NC	Alamance County	85,040	MSW Landfill	1	LG	LG	\$33.00	\$33.00				TF	C, GOB	EA	WG, T, UO, YW, CT, O
NC	"	4,750	YW Composting	1	LG	LG	\$19.00	\$19.00							
NC	"	8,078	CDD Landfill	1	LG	LG	\$30.00	\$30.00							
NC	Asheville, City of		MSW Landfill	1	OLG	OLG	\$33.00		Yes	\$32.00		GF			WT, WG, YW, CT
NC	"		CDD Landfill	1	OLG	OLG	\$33.00		Yes	\$32.00		GF			

State	Locality	Tons of Waste Per Year Directly Managed	Type of Facility	Number of Facilities	Owner: Local Govt. (LG), Other Locality(OLG), Private (P)	Operator: Local Govt. (LG), Other Locality(OLG), Private (P)	Residential Waste \$/Ton	Commercial Waste \$/Ton	Transfer Cost Included	Residential Gate Fee \$/Ton	Commercial gate fee \$/Ton	Program Funding: General Fund (GF), Tipping Fees (TF), Household Fees (HF), Utility Tax(UT) or Other (O)	Construction Finance: Cash (C), Gen. Obligation Bond (GOB), Revenue Bond (RB), Va. Resource Authority (VRA), Other (O)	Financial Assurance: Local Govt. Test (LGT), Letters of Credit (LC), Surety Bond (SB), Trust Fund (TF), ESCROW Account (EA), Other (O)	Special Programs: Waste Transfer (WT), Baling Waste (B), White Goods (WG), Tires (T), Used Oil (UO), Yard Waste (YW), Pallets (P), Sludges (S), Household Haz. Waste (HHW), Christmas Trees (CT), Other (O).
NC	Aulander, City of	450,000	MSW Landfill	1	P	P	\$40.00	\$40.00	No			TF	C, GOB, RB	CL, SB, EA	WT, WG, T
NC	Beaufort County	4,977	CDD Landfill		LG	LG	\$22.00	\$22.00	No			GF, TF, HF			WG, T, UO, YW, HHW
NC	"	46,622	MSW Landfill		P	P	\$50.00	\$50.00	Yes						
NC	Burke County	65,000	Transfer Station		LG	LG	\$43.00	\$43.00				TF	C	LGT	WT, WG, T, UO, YW, P, CT
NC	"	15,000	CDD Landfill	1	NS	NS	\$12.75	\$12.75	Yes	\$24.00	\$24.00				
NC	Cabarrus County	25,053	CDD Landfill	1	LG	LG	\$20.00		No			TF	O	EA	WG, T, UO, YW
NC	"	173	YW Composting	1	LG	LG	\$20.00		No						
NC	Cary, Town of	2,561	CDD Landfill	1	OLG	OLG						GF, HF			WG, YO, YW, CT
NC	"	9,106	YW Composting	1	OLG	OLG	\$20.00								
NC	"	21,284	MSW Landfill	2	OLG, P	OLG, P	\$22-\$25	\$22-\$25							
NC	Catawba County	26,076	C&D Landfill	1	OLG	OLG	\$10-\$15	\$10-\$15	No			TF	C	EA	WG, T, UO, YW, P, CT
NC	"	173,721	MSW Landfill	1	OLG	OLG		\$30.00	No						
NC	"		YW Composting	1	OLG	OLG	\$10.00	\$10.00	No						
NC	Cherokee County		MSW Landfill	1	LG	LG	\$36.00	\$36.00				GF, TF, HF	RB	LGT	WG, T, UO, P, S, CT
NC	Cleveland County	13,000	CDD Landfill	1	LG	LG	\$13.00	\$13.00	No			TF, HF, O	C	LGT	WG, T, UO, YW, S, CT
NC	"	3,500	YW Composting	1	LG	LG	\$8.00	\$8.00	No						
NC	"	70,000	MSW Landfill	1	LG	LG	\$26.00	\$26.00	No						
NC	Duplin County	30,525	MSW Landfill	1	P	P	\$40.00	\$40.00	Yes	\$23.85	\$23.85	TF, HF	O	LGT	W, WG, T, UO, YW, P, CT
NC	Fort Bragg	26,000	MSW Landfill	1	P	P		\$26.00	Yes			O	O		WT, WG, T, UO, P, CT
NC	"	170,000	CDD Landfill	2	LG	LG									
NC	Franklin County	43,500	MSW Landfill	4	P	P	\$15.00	\$45.00	Yes			TF, O	C, GOB	EA	WG, T, UO, YW, P, CT
NC	"		CDD Landfill					\$45.00							
NC	"		YW Composting					\$22.50							
NC	Gaston County	86,000	MSW Landfill	1	LG	LG	\$27.50	\$27.50	Yes			TF	C	LGT	WG, T, UO, YW, P, S, HHW, CT
NC	"	2,400	YW Composting	1	LG	LG	\$20.00	\$20.00	No						
NC	"	38,000	CDD Landfill	1	LG	LG	\$22.00	\$22.00	No						
NC	Granville County	22,000	CDD Landfill	1	LG	P	\$20.00	\$20.00	No			GF, TF	RB	LGT	WG, T, UO, YW, CT
NC	Iredell County	125,000	MSW Landfill	1	LG	LG		\$30.00	No			TF, HF	GOB	TF, EA	B, WG, T, UO, YW, P, CT
NC	"	5,000	YW Composting	1	LG	LG		\$20.00	No						
NC	"	35,000	CDD Landfill	1	LG	LG		\$17.00	No						
NC	Jacksonville, City of	2,245	YW Composting	1	LG	LG						GF, TF, HF			WG, T, YO, YW, CT
NC	"	11,151	MSW Landfill	1	NS	OLG	\$38.50	\$38.50							
NC	Lenoir County	20,000	CDD Landfill	1	LG	LG	\$20.00					TF, HF		LGT	WT, WG, T, UO, YW
NC	"	60,000	MSW Landfill	1	OLG, P	P	\$34.00		Yes						
NC	Nash County		CDD Landfill		NS	NS	\$30.00	\$30.00	Yes			TF, HF			WG, T, UO, YW, P, CT, O
NC	New Bern, City of	3,000	YW Composting		LG	LG						GF, TF, HF			WG, YW, CT
NC	"	6,000	MSW Landfill		OLG	OLG	\$37.50	\$37.50	No						
NC	New Hanover County	130,000	Waste to Energy	1	LG	LG	\$32.00	\$32.00				GF, TF	C, RB	LGT	WG, T, UO, P, HHW, CT, O
NC	"	150,000	MSW Landfill	1	LG	LG	\$32.00	\$32.00				GF, TF	C, RB	LGT	
NC	Orange County	60,000	MSW Landfill	1	LG	LG	\$42.00					NS			WG, T, UO, YW, P, S, HHW
NC	"	30,000	CDD Landfill	1	LG	LG	\$40.00								
NC	Piedmont Santuary Landfill	350,000	MSW Landfill		P	NS	\$35.50					TF	C	O	W, P, S
NC	Pitt County	136,000	MSW Landfill		P	P	\$28.37	\$28.37	Yes			TF, HF	GOB	LGT	WT, WG, T, UO, YW, P, CT

State	Locality	Tons of Waste Per Year	Type of Facility	Number of Facilities	Owner: Local Govt. (LG), Other Locality(OLG), Private (P)	Operator: Local Govt. (LG), Other Locality(OLG), Private (P)	Residential Waste \$/Ton	Commercial Waste \$/Ton	Tipping Fee Included	Residential Gate Fee \$/Ton	Commercial gate fee \$/Ton	Program Funding: General Fund (GF), Tipping Fees (TF), Household Fees (HF), Utility Tax(UT) or Other (O)	Construction Finance: Cash (C), Gen. Obligation Bond (GOB), Revenue Bond (RB), Va. Resource Authority (VRA), Other (O)	Financial Assurance: Local Govt. Test (LGT), Letters of Credit (LC), Surety Bond (SB), Trust Fund (TF), ESCROW Account (EA), Other (O)	Special Programs:Waste Transfer (WT), Baling Waste (B), White Goods (WG), Tires (T), Used Oil (UO), Yard Waste (YW), Pallets (P), Sludges (S), Household Haz. Waste (HHW), Christmas Trees (CT), Other (O).
NC	Richmond County	41,151	Transfer Station		NS	NS		\$40.00				TF, UT	NS	NS	WT, WG, T, UO, YW, P
NC	Robeson County	18,000	CDD Landfill	1	LG	LG	\$22.50					TF, HF	C	LGT, O	WG, T, UO, YW
NC	"	92,000	MSW Landfill	1	LG	LG		\$32.50							
NC	Rockingham County	1,200	CDD Landfill	1	LG	LG	\$18.50					TF	C, O	LGT, O	WG, T, UO, P, CT, O
NC	"	86,000	MSW Landfill	1	LG	LG	\$37.00	\$37.00	No						
NC	Rocky Mount, City of	95,290	MSW Landfill	1	P	P	\$23.37		Yes	\$33.50	\$33.50	GF, TF, HF	C	LGT, O	WG, T, UO, YW, CT
NC	"	8,717	YW Composting	1	LG	LG									
NC	Rowan County	10,000	CDD Landfill	1	LG	LG	\$17.00	\$17.00				TF	C	LGT, O	WG, T, UO, YW, P, CT
NC	"	75,000	MSW Landfill	1	LG	LG	\$28.00	\$28.00							
NC	Scotland County	26,785	CDD Landfill	1	LG	LG	\$29.00	\$29.00				TF	C	LGT, O	WT, WG, T, UO, YW, HHW
NC	Surry County	60,000	MSW Landfill	1	LG	LG	\$30.00	\$30.00	Yes			GF, TF, HF, O	C, RB	LGT, O	WG, T, YW, P, S, HHW, CT
NC	"	10,000	CDD Landfill	1	LG	LG	\$30.00	\$30.00							
NC	Transylvania County	19,238	MSW Landfill		LG	LG	\$36.00	\$36.00				GF, TF	C, GOB	LGT, O	WG, T, UO, YW, P, CT
NC	Warrenton	300	CDD Landfill	1	LG	LG						GF, TF, HF	GOB, RB	NS	WT, WG, T, UO, YW, O
NC	"	100	YW Composting	1	LG	LG	\$16.00	\$16.00							
NC	"	8,500	MSW Landfill	1	LG	LG	\$60.00	\$60.00	No						
NC	Watauga County		MSW Landfill		OLG	NS		\$40.00	Yes	\$40.00	\$40.00	GF, TF, HF	NS	NS	WT, WG, T, YW, P, CT
NC	Wayne County	105,000	MSW Landfill	1	LG	LG	\$23.00	\$23.00	No			TF, HF	C	LGT, O	WG, T, UO, S
NC	Wilson County	7,000	YW Composting	1	LG	LG	\$19.00	\$19.00	No			TF, HF, O	C	O	WG, T, UO, YW, P, CT
NC	"	6,000	MSW Landfill	1	P	P	\$29.09		Yes						
NC	"	20,000	CDD Landfill	1	LG	LG	\$27.00	\$27.00	No						
NC	Winston-Salem, City of	301,000	MSW Landfill	1	LG	LG	\$30.00	\$30.00	No			TF	C	LGT, O	WG, T, UO, YW, P, HHW, CT
NC	"	31,350	YW Composting	1	LG	LG	\$22.00	\$22.00	No						
NC	"	77,372	CDD Landfill	1	LG	LG	\$25.00	\$25.00	No						
NC	Yadkinville	4,004	CDD Landfill	1	LG	LG	\$40.00		Yes	\$32.67		GF, TF	C	NS	WT, WG, T, UO, YW, CT
NC	"	40	YW Composting	1	LG	LG									
NC	"	14,839	MSW Landfill	1	P	P	\$40.00		Yes	\$32.67					
TN	Anderson County	70,688	MSW Landfill	1	P	P	\$16.01					GF	NS	LGT	T, UO, HHW, CT, O
TN	Bledsoe County		MSW Landfill		OLG	OLG	\$26.00					GF	GOB		O
TN	Blount County	50,000	MSW Landfill	1	LG	NS	\$24.00	\$24.00				TF	C, GOB	O	WG, T, UO
TN	"	50,000	CDD Landfill	1	LG	NS	\$24.00	\$24.00							
TN	Cannon County	12,000	MSW Landfill	1	P	P	\$25.00		No			GF	O		WT, HHW
TN	Cocke County	35,147	MSW Landfill		OLG	OLG	\$33.00		Yes			GF	GOB	SB	WG, T, UO, TW, CT
TN	"	7,100	CDD Landfill		LG	LG	\$25.00	\$25.00	No						
TN	Fentress County	8,075	MSW Landfill		P	NS						TF, O	C		WT, WG, T, UO, YW, P, HHW, CT
TN	Franklin County	14,000	MSW Landfill	1	P	P	\$36.00	\$36.00	Yes			GF	C		WT, WG, T, UO, YW, P, HHW
TN	Greeneville, Town of	12,120	CDD Landfill	1	LG	LG	\$16.00	\$16.00	Yes			GF, TF	GOB	SB	WT, T, UO, YW, P, HHW, CT
TN	"	42,000	MSW Landfill	1	OLG	P	\$35.60	\$35.60	Yes						
TN	"	1,200	YW Composting	1	LG	LG	\$16.00	\$16.00	Yes						
TN	Hendersonville, Town of	13,000	Waste to Energy		OLG	OLG	\$40.00	\$40.00	Yes			TF			Y, CT
TN	"	4,000	YW Composting		OLG	OLG						TF			
TN	Jackson, City of	82,661	CDD Landfill	1	LG	LG		\$1.50 /yd				TF, HF, O		SB	B, T, UO, HHW, CT
TN	"	99,787	MSW Landfill	1	LG	LG		\$22.50							


State	Locality	Tons of Waste Per Year Directly Managed	Type of Facility	Number of Facilities	Owner: Local Govt. (LG), Other Locality(OLG), Private (P)	Operator: Local Govt. (LG), Other Locality(OLG), Private (P)	Residential Waste \$/Ton	Commercial Waste \$/Ton	Transfer Cost Included	Residential Gate Fee \$/Ton	Commercial gate fee \$/Ton	Program Funding: General Fund (GF), Tipping Fees (TF), Household Fees (HF), Utility Tax(UT) or Other (O)	Construction Finance: Cash (C), Gen. Obligation Bond (GOB), Revenue Bond (RB), Va. Resource Authority (VRA), Other (O)	Financial Assurance: Local Govt. Test (LGT), Letters of Credit (LC), Surety Bond (SB), Trust Fund(TF), ESCROW Account (EA), Other (O)	Special Programs:Waste Transfer (WT), Baling Waste (B), White Goods (WG), Tires (T), Used Oil (UO), Yard Waste (YW), Pallets (P), Sludges (S), Household Haz. Waste (HHW), Christmas Trees (CT), Other (O).
TN	Knoxville, City of	27,000	YW Composting	1	P	P	\$32.00	\$32.00	No			GF, TF	GOB		WT, WG, T, UO, HHW, CT
TN	"	35,000	CDD Landfill	1	P	P	\$18.00	\$18.00	No						
TN	"	65,000	MSW Landfill	1	P	P	\$21.00	\$21.00	No						
TN	Lawrenceburg, City of	25,000	MSW Landfill		LG	LG						GF	C		YW, P, S
TN	Lawrence County	25,000	MSW Landfill	1	LG	LG	\$50.00	\$28.00				HF			B, WG, T, UO, O
TN	Loudon County	64,000	MSW Landfill		LG	P	\$32.00	\$32.00	No			TF	O	LGT, CL	T, UO, YW, HHW, CT
TN	Macon County	1,789	MSW Landfill	1	LG	LG	\$40.00	\$40.00	Yes	\$40.00	\$40.00	GF, TF, O	C, O		WT, WG, T, UO, P
TN	McMinn County	40,000	MSW Landfill	1	LG	LG	\$16.00	\$22.00	No			TF	C	LGT, O	WG, T, UO, HHW
TN	"	10,000	CDD Landfill	1	LG	LG	\$22.00	\$22.00	No						
TN	Memphis, City of	270,000	MSW Landfill	2	P	NS	\$14.47	\$14.47	No			GF, HF			WT, WG, T, YW, CT, O
TN	"	34,000	CDD Landfill	1	P	NS	\$3.75 /yd								
TN	"	60,000	YW Composting	1	NS	NS	\$0.00	\$0.00							
TN	Monroe County	23,900	MSW Landfill	1	P	P	\$39.64	\$41.14	Yes	\$22.38	\$22.38	TF, O	GOB	LGT	WT, WG, T, UO, HHW
TN	"	5,900	CDD Landfill	1	P	P	\$39.64	\$41.14	Yes	\$22.38	\$22.38				
TN	Overton County	10,500	MSW Landfill	1	P	P	\$0.00	\$36.00	Yes			GF, TF	C, O		WT, T, UO, S, HHW
TN	Red Bank, City of	4,200	MSW Landfill		OLG	OLG	\$96/yr		Yes	\$30.00		TF	O	LGT	CT
TN	"	2,196	YW Composting		OLG	OLG									
TN	Sevierville, City of	44,925	MSW Landfill	1	OLG	NS	\$39.90	\$39.90				TF	GOB	LGT	WG, T, UO, YW, P, S, HHW, CT
TN	"	28,466	MSW Composting	1	OLG	NS	\$39.90	\$39.90				TF	GOB	LGT	
TN	"	14,938	CDD Landfill	1	OLG	NS	\$39.90	\$39.90							
SC	Abbeville County		CDD Landfill	1	NS	NS						TF, HF	C, GOB	LGT	B, WG, T, UO, P, S
SC	"	30,000	MSW Landfill	1	LG	LG	\$36/yr	\$30.00	No						
SC	Aiken County	34,452	CDD Landfill	2	LG	LG	\$0.00	\$20.00	No			GF, TF, HF	C	EA	WG, T, UO, YW, P, HHW
SC	"	82,736	MSW Landfill	1	OLG	OLG	\$20.00	\$25.00	No						
SC	Berkeley County	18,780	YW Composting	1	LG	LG	\$18.00	\$18.00	No			TF, HF			WG, T, UO, YW, CT
SC	"	109,650	MSW Landfill	1	LG	LG	\$43.33	\$43.33	No						
SC	"	56,475	CDD Landfill	1	LG	LG	\$18.00	\$18.00	No						
SC	Georgetown County	60,000	MSW Landfill	1	LG	LG	N/C	\$20-\$85	No			TF, HF	GOB	LGT	B, WG, T, UO, YW, P, S, CT
SC	"	6,000	MSW Composting	1	LG	LG	N/C	\$20-\$40							
SC	"	2,000	YW Composting	1	LG	LG	N/C	\$20-\$40							
SC	"	25,000	CDD Landfill	1	LG	LG	N/C	\$20-\$40							
SC	Greenville, City of	15,000	MSW Landfill	1	OLG	OLG						GF, TF	C	LGT	WT, WG, T, YW, CT
SC	Greenwood County		CDD Landfill		LG	NS		\$15.00				TF	GOB		T, YW, CT
SC	"		MSW Landfill		LG	NS		\$35.00							
SC	Horry County	190,000	MSW Landfill	1	LG	LG		\$29.00	No			TF	C	LGT	WG, T, UO, YW, P, HHW, CT, O
SC	"	128,000	CDD Landfill	1	LG	LG		\$29.00	No						
SC	"	18,000	YW Composting	1	LG	LG		\$14.00	No			TF	C	LGT	
SC	Kershaw County	6,000	YW Composting	1	LG	LG	\$10.00					GF	RB	TF	WG, T, YO, YW, CT
SC	"	19,500	CDD Landfill	1	LG	LG	\$15.00								
SC	"	19,000	MSW Landfill	2	P	P	\$19.00								
SC	Three Rivers SW Authority	235,000	MSW Landfill	1	LG	LG	\$20.00	\$25.00	No			TF	RB	LGT	WT, WG, T, UO, P, S
SC	"	12,000	MSW Composting	1	LG	LG		\$24.00	Yes						

State	Locality	Tons of Waste Per Year Directly managed	Type of Facility	Number of Facilities	Owner: Local Govt. (LG), Other Locality(OLG), Private (P)	Operator: Local Govt. (LG), Other Locality(OLG), Private (P)	Residential Waste \$/ton	Commercial Waste \$/Ton	Transfer Cost Included	Residential Gate Fee \$/Ton	Commercial gate fee \$/Ton	Program Funding: General Fund (GF), Tipping Fees (TF), Household Fees (HF), Utility Tax(UT) or Other (O)	Construction Finance: Cash (C), Gen. Obligation Bond (GOB), Revenue Bond (RB), Va. Resource Authority (VRA), Other (O)	Financial Assurance: Local Govt. Test (LGT), Letters of Credit (LC), Surety Bond (SB), Trust Fund (TF), ESCROW Account (EA), Other (O)	Special Programs: Waste Transfer (WT), Baling Waste (B), White Goods (WG), Tires (T), Used Oil (UO), Yard Waste (YW), Pallets (P), Sludges (S), Household Haz. Waste (HHW), Christmas Trees (CT), Other (O).
VA	Accomac County	30,000	MSW Landfill	2	LG	LG	\$38.75	\$38.75	No			GF, TF	C, GOB	LGT	B, WG, T, UO, YW, S
VA	Alleghany County		MSW Landfill	1	P	P		\$24.25	No			GF	C		WT, WG, T, UO, YW, CT, O
VA	Amherst County	25,000	MSW Landfill	1	LG	P	*\$53.00	\$44.00	No			GF, TF	C	LGT	WG, T, YW, P, CT
VA	Arlington County	42,000	Waste to Energy		LG, OLG	P	\$59.00		No			TF	RB		WG, YW, HHW, CT
VA	Augusta County	90,000	MSW Landfill		OLG	LG		\$40.00				TF	C	TF	WG, T, UO, YW, P, S, HHW, CT
VA	Bedford County	39,000	MSW Landfill	1	LG	LG	**\$61.00	\$38.00				TF	C	LGT	WT, WG, T, UO, YW, HHW, CT
VA	Botetourt County	13,449	MSW Landfill	1	NS	NS	\$17.47	\$17.47				GF, TF	C, RB	LGT	WG, T, UO, CT
VA	"	198	MSW Composting	1	NS	NS	\$17.47	\$17.47							
VA	"	3,801	CDD Landfill	1	NS	NS	\$17.47	\$17.47							
VA	Bristol, City of	156,122	MSW Landfill	2	LG	LG	\$25.50	\$25.50	No			TF	C, GOB	LGT	B, WG, T, YW, P
VA	"	1,820	YW Composting	1	LG	LG	\$21.60	\$21.60							
VA	Buckingham County	6,900	MSW Landfill	2	OLG	OLG	\$40.00	\$28.00	No			NS			WG, UO, O
VA	Cumberland Plateau Reg.	47,000	MSW Landfill	3	P	P			Yes	\$30.35	\$30.35	GF, TF	GOB	EA	WT, WG, T, UO, YW, P
VA	Dickenson County	1,699,810	MSW Landfill	1	LG	LG						NS			NS
VA	Fort Pickett		MSW Landfill		OLG	OLG	\$27.00		No			O			UO
VA	Franklin County	51,500	MSW Landfill		LG	LG	\$28.00					GF, TF		LGT	WG, T, UO
VA	Fredericksburg, City of	263		1	OLG	OLG						GF, HF			WG, UO, YW, P, HHW, CT, O
VA	"	3,579	MSW Landfill	1	OLG	OLG	\$28.00		No						
VA	Hampton, City of	401,500	MSW Landfill	1	LG	P	\$19.80	\$19.80	No			GF, HF			WG, T, YW, HHW, CT
VA	"	27,154	Ash Landfill	1	LG	NS									
VA	"	73,000	Waste to Energy	1	LG	LG	\$19.80								
VA	"	16,849	YW Composting	1	OLG	OLG	\$36.00								
VA	Hanover County	37,000	MSW Landfill	1	LG	LG	\$50.00	\$50.00				GF, TF	C	LGT	WG, T, UO, YW, HHW, CT
VA	"	11,000	WoodWaste	2	LG	LG									
VA	Henrico County	85,000	MSW Landfill	1	LG	LG	\$24.00	\$50-\$65	No			TF	C	LGT	WG, T, UO, YW, HHW, CT, O
VA	"	10,000	YW Composting	3	LG, P	LG, P	\$0.00	\$50-\$65							
VA	Henry County	20,000	MSW Landfill	1	OLG	OLG	\$30.00	\$30.00				GF			WG, T, UO, S, HHW, O
VA	Highland County	1,400	MSW Landfill	1	P	P						HF		LGT	WG, T, UO, YW, CT
VA	Hopewell, City of		MSW Landfill	1	P	P	\$36.83					TF	C	LGT	WG, T, UO, YW, CT
VA	King & Queen County	22,800	MSW Landfill	1	P	P						O		O	WG, T, UO
VA	Lunenburg County		MSW Landfill	1	LG	LG						GF, UT		LGT	WG, T, UO, YW, P, S, CT
VA	Lynchburg, City of	168,000	MSW Landfill	1	LG	LG			No			TF, HF, o	GOB	LGT	WG, T, UO, YW, P, S, HHW, CT, O
VA	Madison County		MSW Landfill		P	P						GF	C	LGT	WG, T, YW, P, CT
VA	Martinsville, City of	30,000	MSW Landfill	1	LG	LG	\$30.00	\$30.00				TF, HF	VRA	LGT	WG, T, HHW, O
VA	Nelson County	11,000	MSW Landfill	1	LG	LG		\$45.00				GF, TF	C, RB, VRA, o	LGT	WT, WG, T, YW, P, CT
VA	New River Res. Authority	190,000	MSW Landfill		NS	LG	\$31.50	\$31.50				TF	C, VRA, O	EA	WG, T, YW, P, CT
VA	Northampton County	17,400	MSW Landfill	1	LG	LG	\$34.00	\$34.00				GF, TF	C, GOB, O	LGT	WG, T, UO
VA	Petersburg, City of		MSW Landfill	1	LG	LG		N/A				GF	RB	LGT	WG, T, YW, CT
VA	Pittsylvania County	42,000	MSW Landfill	1	LG	LG	\$30.00		No			UT	GOB, RB	LGT	WG, UO
VA	Prince Edward County	27,071	MSW Landfill	1	LG	P	\$30.00	\$30.00				GF, TF	C	LGT	WG, T
VA	Prince William County	346,927	MSW Landfill	1	LG	LG	\$70.00		No			O	C, GOB, RB	LGT	T, UO, TW, P, HHW, CT
VA	"	17,276	YW Composting	1	LG	P		\$24.00							

* 1st ton free **1st 1/2 ton free

State	Locality	Tons of Waste Per Year Directly Managed	Type of Facility	Number of Facilities	Owner: Local Govt. (LG), Other Locality(OLG), Private (P)	Operator: Local Govt. (LG), Other Locality(OLG), Private (P)	Residential Waste \$/ton	Commercial Waste \$/Ton	Transfer Cost Included	Residential Gate Fee \$/Ton	Commercial Gate Fee \$/Ton	Program Funding: General Fund (GF), Tipping Fees (TF), Household Fees (HF), Utility Tax(UT) or Other (O)	Construction Finance: Cash (C), Gen. Obligation Bond (GOB), Revenue Bond (RB), Va. Resource Authority (VRA), Other (O)	Financial Assurance: Local Govt. Test (LGT), Letters of Credit (LC), Surety Bond (SB), Trust Fund(TF), ESCROW Account (EA), Other (O)	Special Programs: Waste Transfer (WT), Baling Waste (B), White Goods (WG), Tires (T), Used Oil (UO), Yard Waste (YW), Pallets (P), Sludges (S), Household Haz. Waste (HHW), Christmas Trees (CT), Other (O).
VA	Rappahannock County	7,300	MSW Landfill	1	LG	LG	\$43.00	\$43.00				GF	VRA	LGT	WT, WG, T, UO, YW
VA	Rivanna S. W. Authority	40,000	CDD Landfill	1	LG	LG	\$32.00	\$32.00				TF	C	TF	WT, WG, T, UO, P, S, HHW
VA	"	22,000	MSW Landfill	1	LG	LG	\$43.00	\$43.00	Yes						
VA	Roanoke Valley R. A.	152,637	MSW Landfill	1	LG	LG	\$51.00	\$55.00	Yes			TF	C, RB	O	WT, WG, T, YW, P, CT, O
VA	Rockbridge County	43,500	MSW Landfill	1	LG	LG	\$0.00	\$41.25				GF, TF	GOB	LGT	B, WG, T, O
VA	Smyth County	24,000	MSW Landfill		OLG	OLG	\$45.00	\$45.00	Yes			TF, UT			WT, WG, T, UO,
VA	Southeastern PSA	481,023	MSW Landfill	1	LG	LG	***53.50	***53.50	Yes			TF	GOB	TF	WT, WG, T, UO, YW, P, S, HHW
VA	"	44,723	YW Composting		LG	LG									
VA	"	612,741	Waste to Energy		LG	LG	****53.50	\$23.00	Yes						
VA	Spotsylvania County	45,000	MSW Landfill		LG	LG	\$0.00	\$45.00	Yes			GF	C	LGT	WT, WG, T, UO, YW, P, S, HHW, CT
VA	Stafford County	90,000	MSW Landfill	1	LG	LG	\$28-\$36	\$28-\$36				TF	C	LGT	B, WG, T, UO, YW, HHW
VA	Warren County	80	YW Composting	1	LG	LG						GF, TF	GOB, VRA	SB	WT, WG, T, UO, YW, P
VA	"	1,960	MSW Landfill	1	LG	LG	\$41.11	\$55.00	Yes		\$55.00				
WVA	Sycamore Landfill	120,000	MSW Landfill	1	P	LG	\$38.75	\$38.75	No			TF	O	EA	WG
WVA	Pocahontas County	7,200	MSW Landfill	1	LG	LG	\$48.75	\$48.75				TF, HF	C		WG, T
*** free if bagged **** municipal															

State Averages (all forms of management)



Residential Waste \$/ton \$18.14
Commercial Waste \$/ton \$23.84



Residential Waste \$/ton \$27.88
Commercial Waste \$/ton \$28.45



Residential Waste \$/ton \$38.47
Commercial Waste \$/ton \$46.34



Residential Waste \$/ton \$33.75
Commercial Waste \$/ton \$36.07



Residential Waste \$/ton \$27.18
Commercial Waste \$/ton \$28.26



Residential Waste \$/ton \$43.75
Commercial Waste \$/ton \$43.75

Landfill Facility Status

State	Locality	Landfill Facility	Publicly Owned	Location	lined?	Remaining Permitting Capacity In Years
MD	Anne Arundel Co.	King George Landfill	No	King George County, VA	Yes	20-30
MD	"	Millersville Landfill	Yes	Anne Arundel County, MD	Yes	>60
MD	Baltimore, City of	Quarantine Rd. Landfill	Yes	Baltimore, MD	Yes	19
MD	Brunswick, City of	Frederick County Landfill	Yes	Frederick, MD	Yes	
MD	Calvert County	King George Landfill	No	King George County, VA	Yes	
MD	Caroline Co.	Mid Shore Regional Landfill	Yes	Near Easton, MD	Yes	11
MD	Carroll Co.	Northern Landfill	Yes	Carroll County, MD	Yes	
MD	Charles Co.	Charles County Sanitary Landfill #2	Yes	Waldorf, MD	Yes	25
MD	Columbia, City of	Alpha Ridge Landfill	Yes	Howard County, MD	Yes	50
MD	Columbia, City of	King George Landfill	No	King George County, VA	Yes	
MD	Dorchester Co.	Beulah Landfill	Yes	Dorchester County, MD	Yes	15
MD	Hagerstown, City of	Resh Road Landfill	Yes	Washington County, MD		
MD	Havre de Grace, City of	Scarboro		Harford County, MD	Yes	
MD	Ocean City, City of	Worcester County Landfill	Yes	Worcester County, MD	Yes	
MD	Salisbury, City of	Newland Park Landfill	Yes	Salisbury, MD	Yes	40
MD	Southern MD Processing & Transfer	Brandywine Landfill	No	Brandywine, MD	No (CDD)	1
MD	Talbot Co.	Mid Shore Regional Landfill	Yes	Talbot County, MD	Yes	10
MD	Taneytown, City of	Waste Management	No	Greencastle, PA	Yes	
MD	Towson, City of	Easter SLF SW Management	Yes	White Marsh, MD	Yes	48
MD	"	King George Landfill	No	King George County, VA	Yes	
MD	Westminster, City of	York Waste Facility	No	York, PA		
MD	Worcester Co.	Worcester County Central Landfill	Yes	Newark, MD	Yes	2(cell)
NC	Asheville, City of	Buncombe County Landfill	Yes	Alexander, NC	Yes	30
NC	Aulander, City of	East Carolina Environmental , Inc.	No	Aulander, NC		25
NC	Beaufort Co.	Beaufort County Landfill	Yes	Bath, NC		
NC	"	East Carolina Environmental	No	Bertie County, NC		
NC	Burke County	Foothills Environmental	No	Caldwell County, NC	Yes	25
NC	Cabarrus Co.	Cabarrus County Landfill	Yes	Cabarrus County, NC	No (CDD)	5+
NC	Cary, Town of	Northwake County Landfill	Yes	Wake County, NC	Yes	
NC	"	Sampson County Regional Landfill	No	Sampson County, NC	Yes	
NC	Catawba Co.	Catawba County C&D Landfill	Yes	Newton, NC	No (CDD)	
NC	"	Catawba County Landfill	Yes	Newton, NC	Yes	
NC	Cherokee Co.	Cherokee County Landfill	Yes	Cherokee County, NC	Yes	6
NC	Cleveland Co.	Cleveland County Landfill	Yes	Shelby, NC	Yes	9+
NC	Duplin Co.	Sampson County Regional Landfill	No	Roseboro, NC	Yes	
NC	Fort Bragg	Fort Bragg C&D	Yes	Fort Bragg, NC	No	10
NC	"	GDS, Uwharrie Republic	No	Troy, NC	Yes	
NC	Franklin Co.	Brunswick Waste Mgt. Facility	No	Alexander, VA	Yes	
NC	"	Upper Piedmont Landfill	No	Roxboro, NC	Yes	
NC	Gaston Co.	Hardin Sanitary Landfill	Yes	Dallas, NC	Yes	6
NC	Granville Co.	Granville County C&D Landfill	Yes	Oxford, NC	No (CDD)	3
NC	Iredell Co.	Iredell County Landfill	Yes	Statesville, NC	Yes	30+
NC	Jacksonville, City of	Onslow County Landfill	Yes	Cabarrus County, NC	Yes	
NC	Lenoir Co.	Sampson County Regional Landfill	No	Roseboro, NC	Yes	
NC	Nash Co.	Bunswick Waste Mgt. Facility	No	Lawrenceville, VA	Yes	
NC	New Bern, City of	Coastal Regional SWM Authority	Yes	Craven County, NC	Yes	5+
NC	New Hanover Co.	New Hanover Co. Secure Landfill	Yes	New Hanover County, NC	Yes	25+
NC	Orange Co.	C&D Landfill	Yes	Chapel Hill, NC	No (CDD)	1
NC	"	Orange Regional Landfill	Yes	Chapel Hill, NC	Yes	6
NC	Pitt Co.	East Carolina Environmental Inc.	No	Bertie County, NC	Yes	
NC	Richmond Co.	Uwharrie Environmental	No	Troy, NC	Yes	
NC	Robeson Co.	Robeson County Landfill	Yes	St. Pauls, NC	Yes	45
NC	Rockingham Co.	Rockingham County SWM Facility	Yes	Wentworth, NC	Yes	25
NC	Rocky Mount, City of	Brunswick Waste Mgt.Facility, LLC	No	Lawrenceville, VA	Yes	25+
NC	Rowan Co.	Rowan County Landfill	Yes	Rowan Co. (Woodleaf), NC	Yes	50+
NC	Scotland Co.	Uwharrie Environmental	No	Troy, NC	Yes	20
NC	Surry Co.	Surry County Landfill	Yes	Surry County, NC	Yes	<1
NC	Transylvania	Woodruff Landfill	Yes	Rosman, NC	Yes	3
NC	Warren Co.	Warren County Landfill	Yes	Warrenton, NC		
NC	Watauga Co.	Iris Glen Waste Management Facility	No	Johnson City, TN	Yes	20+
NC	Wayne Co.	Wayne County Landfill	Yes	Wayne County, NC	Yes	5
NC	Wilson Co.	Wilson County	Yes	Wilson County, NC	Yes	
NC	Winston-Salem, City of	Hanes Mill Rd.	Yes	Winston-Salem, NC	Yes	
NC	"	Old Salisbury Rd.C&D	Yes	Winston-Salem, NC	No (CDD)	
NC	Yadkin County	CMS Landfill	No	Concord, NC	Yes	
SC	Abbeville Co.	Abbeville County Landfill	Yes	Abbeville, SC	Yes	15
SC	Aiken Co.	Barden C&D Landfill	Yes	Aiken County, SC	No (CDD)	25+
SC	"	Three Rivers Sanitary Landfill	Yes	Aiken County, SC	Yes	78+

SC	VA	Wagner C&D Landfill	Yes	Aliken County, SC	No (CDD)	100+
SC	Berkeley Co.	Berkeley County W&S Authority	Yes	Berkeley County, SC	Yes	25
SC	Greenville, City of	County of Greenville Enoree Landfill	Yes	Greenville, SC	Yes	5
SC	Greenwood Co.	DWP135	Yes	Greenwood County, SC	Yes	15+
SC	Horry Co.	Horry County S. W. Authority (CDD)	Yes	Conway, SC	No (CDD)	
SC	"	Horry County S. W. Authority (MSW)	Yes	Conway, SC	Yes	4
SC	Kershaw Co.	Lee County Landfill	No	Lee County, SC	Yes	
SC	"	Waste Mgt. Screaming Eagle Rd	No	Richland County, SC	Yes	
SC	Three Rivers SW Authority	Three Rivers Reg. Sanitary Landfill	Yes	Aiken County, SC	Yes	100
TN	Anderson Co.	Chestnut Ridge Landfill	No	Anderson County, TN	Yes	
TN	Bledsoe Co.	Rhea County Landfill	Yes	Rhea County, TN		
TN	Cocke Co.	Morristown-Hambleton County Landfill	Yes	Morristown, TN	Yes	
TN	Cannon Co.	BFI Middle Point Landfill	No	Rutherford County, TN	Yes	10
TN	Fentress Co.	Scott Solid Waste	No	Oneida, TN	Yes	
TN	Franklin Co.	BFI Middle Point Landfill	No	Rutherford County, TN	Yes	
TN	Greeneville, Town of	Carter Valley Landfill	No	Church Hill, TN	Yes	
TN	Jackson, City of	Jackson/Madison County Landfill	Yes	Aaron Long Rd	Yes	30
TN	Knoxville, City of	Chestnut Ridge Landfill	No	Anderson County, TN	Yes	8
TN	Lawrenceburg, City of	Lawrenceburg Demolition Landfill	Yes	Adkins Lane	No (CDD)	1
TN	Lawrence Co.	Lawrence County Solid Waste	Yes	Lawrence County, TN	No	1
TN	Loudon Co. SW Disposal Commission	Matlock Bend Landfill	Yes	Loudon County, TN	Yes	35+
TN	Macon County	Macon County Transfer Station	Yes	Red Boiling Springs, TN		
TN	McMinn Co.	McMinn County Landfill	Yes	Athens, TN	Yes	25+
TN	Memphis, City of	BFI North Shelby	No	Shelby County, TN	Yes	20
TN	"	BFI South Shelby	No	Shelby County, TN		
TN	Monroe Co.	Meadow Branch Landfill	No	Athens, TN	Yes	
TN	"	Ridge View Demolition Landfill	No	Knoxville, TN		
TN	Overton Co.	Scott Solid Waste	No	Oneida, TN	Yes	
TN	Red Bank, City of	City of Chattanooga Landfill	Yes	Birchwood, TN	Yes	
TN	Sevier Solid Waste, Inc.	Sevier Solid Waste Landfill	Yes	Sevier County, TN	Yes	8
VA	Accomack Co.	Accomack County North Landfill	Yes	Accomack County, VA	Yes	18
VA	"	Accomack County South Landfill	Yes	Accomack County, VA	No	20
VA	Alleghany Co.	Maplewood Landfill	No	Amelia County, VA	Yes	20
VA	Amherst Co.	Amherst County Landfill	Yes	Amherst County, VA	Yes	45
VA	Augusta Co.	Augusta/Staunton Landfill	Yes	Augusta County, VA	Yes	9
VA	Bedford Co.	Bedford County Sanitary Landfill	Yes	Bedford County, VA	Yes	85+
VA	Botetourt Co.	Botetourt Co. Landfill 382	Yes	Botetourt Co., VA	Yes	6
VA	Bristol, City of	Bristol Integrated S. W. Mgt. Facility	Yes	Bristol, VA	Yes	20
VA	"	Bristol Integrated S. W. Mgt. Facility	Yes	Bristol, VA	Yes	35
VA	Buckingham Co.	Amelia Landfill	No	Amelia VA	Yes	
VA	"	Prince Edward County Landfill	Yes	Prince Edward County, VA	Yes	15
VA	Cumberland Plateau Reg. S.W. Authority	Carter Valley Landfill	No	Church Hill, TN	Yes	
VA	Fort Pickett	Nottoway County Landfill	Yes	Nottoway County, VA	Yes	5
VA	Fredericksburg, City of	R-Board Landfill	Yes	Stafford County, VA	No	2
VA	Hampton, City of	Bethel Landfill	No	Hampton, VA	Yes	25
VA	Hanover Co.	301 Landfill	Yes	Hanover, VA	No	1
VA	Henrico Co.	Springfield Landfill	Yes	Henrico County, VA	Yes	10
VA	Henry Co.	Martinsville City Landfill	Yes	Henry County, VA	No	5
VA	Highland Co.	Brunswick Waste Mgt. Facility, LLC	No	Lawrenceville, VA	Yes	
VA	Hopewell, City of	BFI Landfill	No	Henrico County, VA		
VA	King & Queen Co.	BFI Landfill	No	King & Queen County, VA	Yes	20
VA	Lunenburg Co.	Lunenburg Sanitary Landfill	Yes	Lunenburg County, VA	Yes	20
VA	Lynchburg, City of	City of Lynchburg	Yes	Lynchburg, VA	Yes	14
VA	Madison Co.	Maplewood Landfill	No	Amelia, VA	Yes	
VA	Martinsville, City of	Martinsville City Landfill	Yes	Henry County, VA	No	4
VA	Nelson Co.	Maplewood Landfill	No	Amelia, VA	Yes	
VA	New River Resource Auth.	New River Solid Waste Mgt. Area	Yes	Pulaski County, VA	Yes	4
VA	Northampton Co.	Northampton County Sanitary Landfill	Yes	Northampton County, VA	Yes	3
VA	Petersburg, City of	Petersburg City Landfill	Yes	Petersburg, VA	Yes	8
VA	Pittsylvania Co.	Pittsylvania County Landfill	Yes	Pittsylvania County, VA	Yes	107
VA	Prince Edward Co.	Prince Edward County Landfill	Yes	Prince Edward County, VA	Yes	15
VA	Prince William Co.	Prince William County Landfill	Yes	Prince William County, VA	Yes	60+
VA	Rappahannock Co.	Rappahannock County Landfill	Yes	Rappahannock County, VA	Yes	20
VA	Rivanna S.W. Authority	Ivy Landfill	Yes	Albemarle County, VA	No (CDD)	1
VA	"	Maplewood Landfill	No	Amelia, VA	Yes	
VA	Roanoke Valley Resource Authority	Smith Gap Landfill	Yes	Roanoke County, VA	Yes	95
VA	Rockbridge Co.	Rockbridge County Landfill	Yes	Buena Vista, VA	No	8
VA	Smyth Co.	City of Bristol Batefill	Yes	Bristol, VA	Yes	
VA	Southeastern PSA	Regional Landfill	Yes	Suffolk, VA	Yes	15
VA	Stafford Co.	R-Board Landfill	Yes	Stafford, VA	No	2
VA	Warren Co.	Battle Creek Landfill	No	Page County, VA	Yes	
VA	Washington Co.	BFI Carter Valley Landfill	No	Church Hill, TN	Yes	35
VA	Wythe/Bland PSA	Iris Glen Environmental Center	No	Johnson City, TN	Yes	75
VA	Wythe Co.	Iris Glen Environmental Center	No	Johnson City, TN	Yes	75
WV	Sycamore Landfill	Sycamore Landfill	No	Hurricane, WV	Yes	5
WV	Pocahontas Co.	Pocahontas County Landfill	Yes	Pocahontas County, WV	Yes	16



Draper Aden Associates

Engineering ♦ Surveying ♦ Environmental Services

Prsrt Std
U.S. Postage
PAID
SALEM, VA
Permit # 126

2206 South Main Street
Blacksburg, VA 24060
540/552-0444

8090 Villa Park Drive
Richmond, VA 23228
804/264-2228

2521 Schieffelin Road, Suite 106
Apex, NC 27502
919/367-9997

**Forwarding Address
Requested**

e-mail: [daa @daa.com](mailto:daa@daa.com)

Web: www.daa.com